

UNEMPLOYMENT INSURANCE STATISTICS

State of Oregon

EMPLOYMENT DEPARTMENT

UI Program Analysis

Rick Hawes

(503) 947-1711

LABOR FORCE DATA		This Month	Last Month	Last Year
		Jul 2008	Jun 2008	Jul 2007
Oregon Civilian Labor Force		1,970,140	1,954,856	1,943,103
Total Number Unemployed		114,032	16,094	100,631
UNEMPLOYMENT RATES (CIVILIAN)				
Total Unemployment	Oregon	5.8	5.4	5.2
	National	6.0	5.7	4.9
Seasonally Adjusted	Oregon	5.6	5.5	5.3
	National	5.7	5.5	4.7

Week #35 Ending August 30, 2008	THIS WEEK		LAST WEEK		This Month	Last Month	Last Year
	2008	2007	2008	2007	Jul 2008	Jun 2008	Jul 2007
UNEMPLOYMENT RATES							
Insured Unemployment: Oregon	3.14	2.19	3.17	2.23	3.53	2.91	2.89
EB Trigger	3.13	2.28	3.12	2.29			
Adjusted Insured Unemployment	3.96	2.90	3.95	2.92			
National Average TUR +	5.70	5.20	5.70	5.20			
REGULAR CLAIMS (UI, UCFE, UCX)					This Month	Last Month	Last Year
					Jul 2008	Jun 2008	Jul 2007
Initial Claims (Excl. Liable)*	7,096	5,061	7,111	4,641	33,596	34,193	25,772
Oregon - New	3,390	2,582	3,417	2,489	17,191	16,708	13,176
Additional	3,392	2,250	3,320	1,962	15,014	16,547	11,777
Interstate - Agent	314	229	374	190	1,391	938	819
Interstate - Liable	186	173	159	145	877	834	697
Weeks Claimed (Excl. Liable)*	53,906	37,223	54,342	37,899	226,749	254,337	193,988
Oregon	51,714	35,582	51,874	36,155	217,542	245,765	186,807
Interstate - Agent	2,192	1,641	2,468	1,744	9,207	8,572	7,181
Interstate - Liable	1,684	1,451	1,654	1,450	6,766	7,790	7,010
New Combined Wage Claims	139	96	103	100	567	562	543
Non-monetary Determinations & Redeter.	2,705	2,385	2,788	2,307	11,549	9,742	10,676
PAYMENTS: REGULAR BENEFITS							
First Payments	2,782	1,894	2,973	2,003	13,312	12,426	11,474
Checks Issued	50,477	34,353	49,788	34,636	208,518	237,619	177,473
Gross Amount of Payments (\$)*	13,832,791	9,106,549	13,613,227	9,174,146	56,781,277	64,482,521	46,487,442
Average Check Amount (\$)*	274.04	265.09	273.42	264.87	272.31	271.37	261.94
Number Exhausting Benefits	1,012	650	1,027	667	4,893	4,689	4,000
TRUST FUND							
Receipts (in Millions) (\$)					INA	INA	INA
Balance (in Millions) (\$)	2,145.02	2,139.63	2,151.48	2,146.82	2,074.30	2,095.20	2,043.40

+ NTUR: Unemployment Compensation Amendment of 1992 specifies that a 2 month average NTUR be used to determine duration levels.

http://www.oregon.gov/EMPLOY/BUDGET/UI/current_reports.shtml

* Excludes WORKSHARE program

UI Pub 102(02/05/04)

Week #35 Ending August 30, 2008

	This Week	Last Week	Cumulative
EXTENDED BENEFITS (UI, UCFE, UCX)			
Initial Claims (Excl. Liable)	2	2	50
Weeks Claimed (Excl. Liable)	3	0	140
Gross Amount of Payments (\$)	0	0	0
Number Exhausting Benefits	0	0	0

Oregon EB TUR Trigger "OFF" 01/10/2004. Alaska "ON" 06/01/2008

Misc Additional Benefits			
Initial Claims (Excl. Liable)	3	3	8
Weeks Claimed (Excl. Liable)	17	20	110
Gross Amount of Payments (\$)	0	0	0
Number Exhausting Benefits	0	0	0

Cumulative Count started 01/01/2008.

TRADE ADJUSTMENT ACT			
Number of Active Petitions	418	418	418
Initial Claims	28	51	47,967
Weeks Claimed	18	20	2,905,260
Gross Amount of TRA Payments (\$)	5,927	6,169	78,373,074
Number Entered Training	0	5	27,902
Gross Amount of TAA Payments (\$)	111,227	223,504	89,770,001

Cumulative Count started 9/1/85.

WORKSHARE PROGRAM			
Initial Claims	54	82	31,636
Weeks Claimed	439	386	236,296
Gross Amount of Payments (\$)	22,588	36,618	83,133,180

Cumulative Count started 7/18/82.

TRAINING UI (PTT)			
Applications Accepted	31	39	44,586
Approved	26	31	42,367
Weeks Claimed	442	621	2,398,982
Gross Amount of Payments (\$)	149,908	152,758	27,284,611

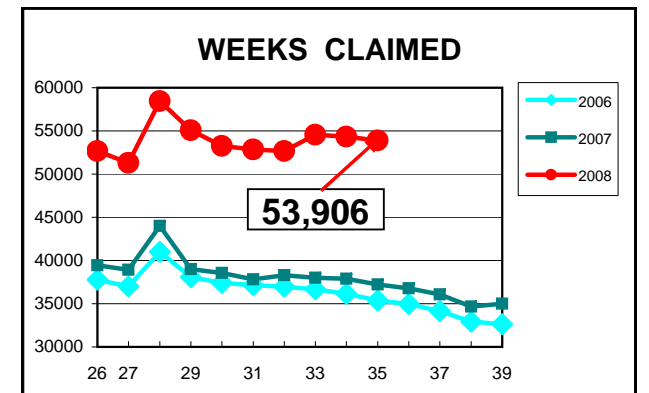
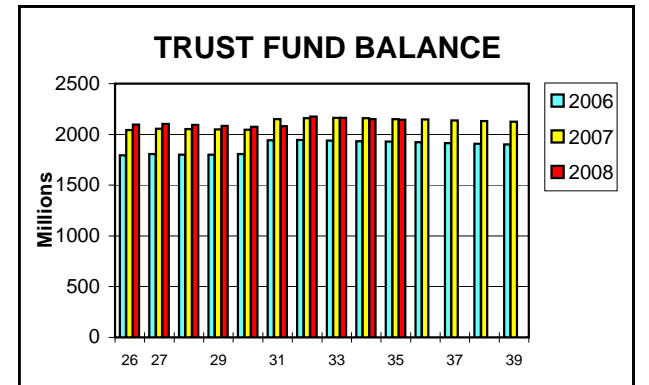
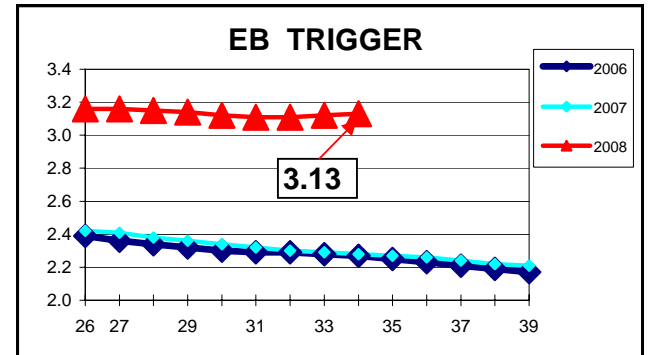
Cumulative Count started 4/3/83.

SUD			
Initial Claims	0	0	1,124
Weeks Claimed	0	0	8,881
Gross Amount of Payments (\$)	0	0	8,265,277

Cumulative Count started Week 35 - 9/1/2001.

SELF EMPLOYMENT (SEA) MONTHLY	Jul 2008	Jun 2008	Cumulative
Referred	18	35	2,398
Enrolled	29	38	1,988
Completed	0	1	965
Weeks Claimed	424	472	32,502
Gross Amount of Payments (\$)	162,644	185,261	11,973,595

Cumulative Count started 09/95. These are MONTHLY counts.



Week #35 Ending August 30, 2008

	This Week	Last Week	Cumulative
DISASTER UNEMPLOYMENT ASSISTANCE (DUA)			
Initial Claims	0	0	180
Weeks Claimed	0	0	502
Gross Amount of Payments (\$)	0	0	118,216
Insured	0	0	69,069
Self Employed	0	0	49,140
Number Exhausting Benefits	0	0	7

Announcement Date 12/12/2007

Cumulative Count started 12/22/2007

EMERGENCY UNEMPLOYMENT COMPENSATION (EUC08)			
Initial Claims (Excl. Liable)	1,202	1,334	18,704
Weeks Claimed (Excl. Liable)	15,606	15,290	89,279
Gross Amount of Payments (\$)	4,548,418	4,256,567	25,123,460
Number Exhausting Benefits	18	0	18

EUC begins 07/06/2008