

# UNEMPLOYMENT INSURANCE STATISTICS

State of Oregon  
EMPLOYMENT DEPARTMENT

UI Program Analysis  
Rick Hawes  
(503) 947-1711

|                                      |          | This Month | Last Month | Last Year |
|--------------------------------------|----------|------------|------------|-----------|
| <b>LABOR FORCE DATA</b>              |          | Jul 2008   | Jun 2008   | Jul 2007  |
| Oregon Civilian Labor Force          |          | 1,970,140  | 1,954,856  | 1,943,103 |
| Total Number Unemployed              |          | 114,032    | 16,094     | 100,631   |
| <b>UNEMPLOYMENT RATES (CIVILIAN)</b> |          |            |            |           |
| Total Unemployment                   | Oregon   | 5.8        | 5.4        | 5.2       |
|                                      | National | 6.0        | 5.7        | 4.9       |
| Seasonally Adjusted                  | Oregon   | 5.6        | 5.5        | 5.3       |
|                                      | National | 5.7        | 5.5        | 4.7       |

| Week #36 Ending September 6, 2008      | THIS WEEK  |           | LAST WEEK  |           | This Month | Last Month | Last Year  |
|--|------------|-----------|------------|-----------|------------|------------|------------|
|  | 2008       | 2007      | 2008       | 2007      | Aug 2008   | Jul 2008   | Aug 2007   |
| <b>UNEMPLOYMENT RATES</b>              |            |           |            |           |            |            |            |
| Insured Unemployment: Oregon           | 3.09       | 2.17      | 3.14       | 2.19      | 2.99       | 3.53       | 2.41       |
| EB Trigger                             | 3.12       | 2.27      | 3.13       | 2.28      |            |            |            |
| Adjusted Insured Unemployment          | 3.95       | 2.86      | 3.96       | 2.90      |            |            |            |
| National Average TUR +                 | 5.70       | 5.20      | 5.70       | 5.20      |            |            |            |
| <b>REGULAR CLAIMS (UI, UCFE, UCX)</b>  |            |           |            |           |            |            |            |
| Initial Claims (Excl. Liable)*         | 7,255      | 5,236     | 7,096      | 5,061     | 30,359     | 33,596     | 22,525     |
| Oregon - New                           | 2,557      | 2,459     | 3,390      | 2,582     | 14,212     | 17,191     | 12,356     |
| Additional                             | 4,373      | 2,576     | 3,392      | 2,250     | 14,657     | 15,014     | 9,150      |
| Interstate - Agent                     | 325        | 201       | 314        | 229       | 1,490      | 1,391      | 1,019      |
| Interstate - Liable                    | 167        | 154       | 186        | 173       | 755        | 877        | 715        |
| Weeks Claimed (Excl. Liable)*          | 52,916     | 36,766    | 53,906     | 37,223    | 216,977    | 226,749    | 155,739    |
| Oregon                                 | 50,606     | 35,167    | 51,714     | 35,582    | 207,396    | 217,542    | 148,059    |
| Interstate - Agent                     | 2,310      | 1,599     | 2,192      | 1,641     | 9,581      | 9,207      | 7,680      |
| Interstate - Liable                    | 1,637      | 1,469     | 1,684      | 1,451     | 6,668      | 6,766      | 5,919      |
| New Combined Wage Claims               | 108        | 87        | 139        | 96        | 553        | 567        | 483        |
| Non-monetary Determinations & Redeter. | 2,304      | 1,773     | 2,705      | 2,385     | 12,836     | 11,549     | 10,927     |
| <b>PAYMENTS: REGULAR BENEFITS</b>      |            |           |            |           |            |            |            |
| First Payments                         | 2,487      | 1,688     | 2,782      | 1,894     | 10,954     | 13,312     | 8,277      |
| Checks Issued                          | 49,354     | 33,838    | 50,477     | 34,353    | 199,315    | 208,518    | 142,650    |
| Gross Amount of Payments (\$)*         | 13,624,438 | 9,017,446 | 13,832,791 | 9,106,549 | 54,443,150 | 56,781,277 | 37,608,396 |
| Average Check Amount (\$)*             | 276.06     | 266.49    | 274.04     | 265.09    | 273.15     | 272.31     | 263.64     |
| Number Exhausting Benefits             | 1,109      | 734       | 1,012      | 650       | 4,363      | 4,893      | 2,858      |
| <b>TRUST FUND</b>                      |            |           |            |           |            |            |            |
| Receipts (in Millions) (\$)            |            |           |            |           | INA        | INA        | INA        |
| Balance (in Millions) (\$)             | 2,137.79   | 2,136.56  | 2,145.02   | 2,139.63  | 2,145.02   | 2,074.30   | 2,143.04   |

+ NTUR: Unemployment Compensation Amendment of 1992 specifies that a 2 month average NTUR be used to determine duration levels.

[http://www.oregon.gov/EMPLOY/BUDGET/UI/current\\_reports.shtml](http://www.oregon.gov/EMPLOY/BUDGET/UI/current_reports.shtml)

\* Excludes WORKSHARE program

UI Pub 102(02/05/04)

**Week #36 Ending September 6, 2008**

|  | This Week | Last Week | Cumulative |
|--|-----------|-----------|------------|
| <b>EXTENDED BENEFITS (UI, UCFE, UCX)</b> |           |           |            |
| Initial Claims (Excl. Liable)            | 10        | 2         | 60         |
| Weeks Claimed (Excl. Liable)             | 4         | 3         | 144        |
| Gross Amount of Payments (\$)            | 0         | 0         | 0          |
| Number Exhausting Benefits               | 0         | 0         | 0          |

Oregon EB TUR Trigger "OFF" 01/10/2004. Alaska "ON" 06/01/2008

| <b>Misc Additional Benefits</b> |    |    |     |
|---------------------------------|----|----|-----|
| Initial Claims (Excl. Liable)   | 15 | 3  | 23  |
| Weeks Claimed (Excl. Liable)    | 18 | 17 | 128 |
| Gross Amount of Payments (\$)   | 0  | 0  | 0   |
| Number Exhausting Benefits      | 0  | 0  | 0   |

Cumulative Count started 01/01/2008.

| <b>TRADE ADJUSTMENT ACT</b>       |        |         |            |
|-----------------------------------|--------|---------|------------|
| Number of Active Petitions        | 420    | 418     | 420        |
| Initial Claims                    | 45     | 28      | 48,012     |
| Weeks Claimed                     | 17     | 18      | 2,905,277  |
| Gross Amount of TRA Payments (\$) | 5,365  | 5,927   | 78,378,439 |
| Number Entered Training           | 10     | 0       | 27,912     |
| Gross Amount of TAA Payments (\$) | 51,331 | 111,227 | 89,821,332 |

Cumulative Count started 9/1/85.

| <b>WORKSHARE PROGRAM</b>      |        |        |            |
|-------------------------------|--------|--------|------------|
| Initial Claims                | 32     | 54     | 31,668     |
| Weeks Claimed                 | 523    | 439    | 236,819    |
| Gross Amount of Payments (\$) | 29,155 | 22,588 | 83,162,335 |

Cumulative Count started 7/18/82.

| <b>TRAINING UI (PTT)</b>      |         |         |            |
|-------------------------------|---------|---------|------------|
| Applications Accepted         | 40      | 31      | 44,626     |
| Approved                      | 36      | 26      | 42,403     |
| Weeks Claimed                 | 437     | 442     | 2,399,419  |
| Gross Amount of Payments (\$) | 144,396 | 149,908 | 27,429,007 |

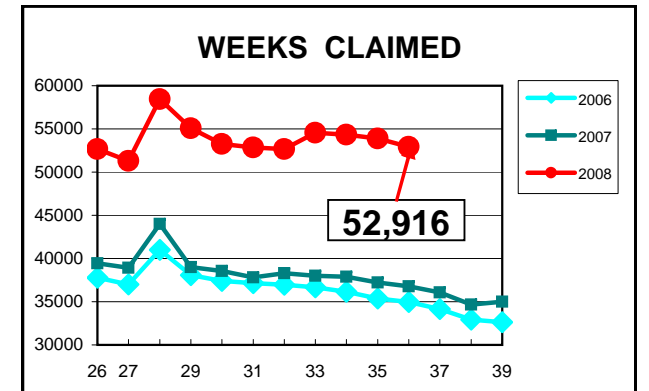
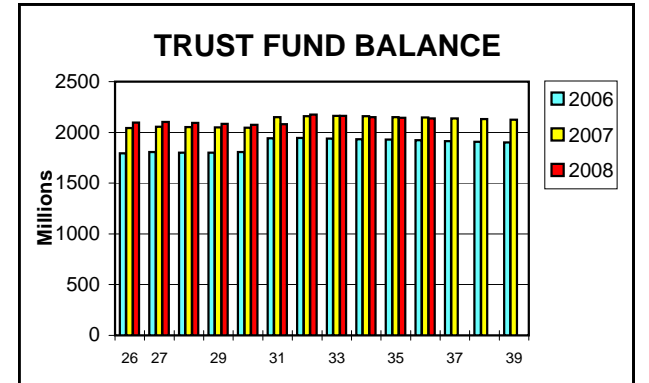
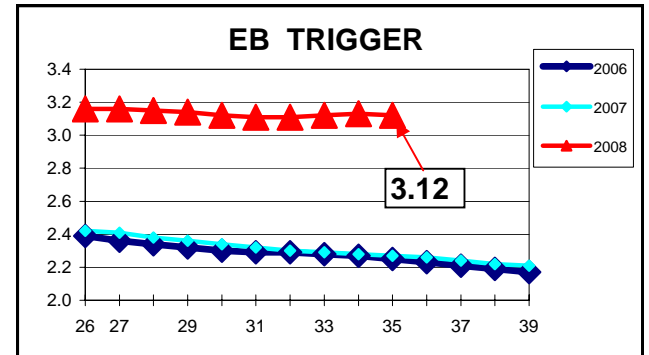
Cumulative Count started 4/3/83.

| <b>SUD</b>                    |   |   |           |
|-------------------------------|---|---|-----------|
| Initial Claims                | 0 | 0 | 1,124     |
| Weeks Claimed                 | 0 | 0 | 8,881     |
| Gross Amount of Payments (\$) | 0 | 0 | 8,265,277 |

Cumulative Count started Week 35 - 9/1/2001.

| <b>SELF EMPLOYMENT (SEA) MONTHLY</b> | Aug 2008      | Jul 2008       | Cumulative        |
|--------------------------------------|---------------|----------------|-------------------|
| Referred                             | 11            | 18             | 2,409             |
| Enrolled                             | 29            | 29             | 2,017             |
| Completed                            | 11            | 0              | 976               |
| <b>Weeks Claimed</b>                 | <b>104</b>    | <b>424</b>     | <b>32,606</b>     |
| <b>Gross Amount of Payments (\$)</b> | <b>41,347</b> | <b>162,644</b> | <b>12,014,942</b> |

Cumulative Count started 09/95. These are MONTHLY counts.



**Week #36 Ending September 6, 2008**

|   | <b>This Week</b> | <b>Last Week</b> | <b>Cumulative</b> |
|---|------------------|------------------|-------------------|
| <b>DISASTER UNEMPLOYMENT ASSISTANCE (DUA)</b> |                  |                  |                   |
| Initial Claims                                | 0                | 0                | 180               |
| Weeks Claimed                                 | 0                | 0                | 502               |
| Gross Amount of Payments (\$)                 | 0                | 0                | 118,216           |
| Insured                                       | 0                | 0                | 69,069            |
| Self Employed                                 | 0                | 0                | 49,140            |
| Number Exhausting Benefits                    | 0                | 0                | 7                 |

Announcement Date 12/12/2007

Cumulative Count started 12/22/2007

|  |           |           |            |
|--|-----------|-----------|------------|
| <b>EMERGENCY UNEMPLOYMENT COMPENSATION (EUC08)</b> |           |           |            |
| Initial Claims (Excl. Liable)                      | 1,205     | 1,202     | 19,909     |
| Weeks Claimed (Excl. Liable)                       | 16,539    | 15,606    | 105,818    |
| Gross Amount of Payments (\$)                      | 4,711,931 | 4,548,418 | 29,835,391 |
| Number Exhausting Benefits                         | 93        | 18        | 111        |

EUC begins 07/06/2008