

UNEMPLOYMENT INSURANCE STATISTICS

State of Oregon
EMPLOYMENT DEPARTMENT

UI Program Analysis
Rick Hawes
(503) 947-1711

LABOR FORCE DATA		This Month	Last Month	Last Year
		Aug 2008	Jul 2008	Aug 2007
Oregon Civilian Labor Force		1,975,465	1,971,711	1,940,173
Total Number Unemployed		123,116	112,966	97,362
UNEMPLOYMENT RATES (CIVILIAN)				
Total Unemployment	Oregon	6.2	5.7	5.0
	National	6.1	6.0	4.6
Seasonally Adjusted	Oregon	6.5	5.9	5.3
	National	6.1	5.7	4.7

Week #38 Ending September 20, 2008	THIS WEEK		LAST WEEK		This Month	Last Month	Last Year
	2008	2007	2008	2007	Aug 2008	Jul 2008	Aug 2007
UNEMPLOYMENT RATES							
Insured Unemployment: Oregon	3.16	2.04	3.19	2.12	2.99	3.53	2.41
EB Trigger	3.14	2.24	3.13	2.26			
Adjusted Insured Unemployment	3.97	2.83	3.96	2.85			
National Average TUR +	6.00	5.20	5.70	5.20			
REGULAR CLAIMS (UI, UCFE, UCX)							
Initial Claims (Excl. Liable)*	7,971	5,057	8,936	5,107	30,359	33,596	22,525
Oregon - New	4,402	2,810	4,521	2,802	14,212	17,191	12,356
Additional	3,263	2,034	4,125	2,114	14,657	15,014	9,150
Interstate - Agent	306	213	290	191	1,490	1,391	1,019
Interstate - Liable	193	145	235	144	755	877	715
Weeks Claimed (Excl. Liable)*	54,097	34,652	54,695	36,076	216,977	226,749	155,739
Oregon	51,549	32,875	52,409	34,354	207,396	217,542	148,059
Interstate - Agent	2,548	1,777	2,286	1,722	9,581	9,207	7,680
Interstate - Liable	1,781	1,464	1,741	1,478	6,668	6,766	5,919
New Combined Wage Claims	174	107	138	139	553	567	483
Non-monetary Determinations & Redeter.	2,729	2,186	2,852	2,251	12,836	11,549	10,927
PAYMENTS: REGULAR BENEFITS							
First Payments	3,183	2,089	2,934	1,915	10,954	13,312	8,277
Checks Issued	49,964	32,136	51,125	33,172	199,315	208,518	142,650
Gross Amount of Payments (\$)*	14,034,323	8,715,221	14,484,211	9,100,082	54,443,150	56,781,277	37,608,396
Average Check Amount (\$)*	280.89	271.20	283.31	274.33	273.15	272.31	263.64
Number Exhausting Benefits	1,027	598	1,124	718	4,363	4,893	2,858
TRUST FUND							
Receipts (in Millions) (\$)					INA	INA	INA
Balance (in Millions) (\$)	2,110.18	2,122.31	2,124.31	2,128.33	2,145.02	2,074.30	2,143.04

+ NTUR: Unemployment Compensation Amendment of 1992 specifies that a 2 month average NTUR be used to determine duration levels.

http://www.oregon.gov/EMPLOY/BUDGET/UI/current_reports.shtml

* Excludes WORKSHARE program

UI Pub 102(02/05/04)

Week #38 Ending September 20, 2008

	This Week	Last Week	Cumulative
EXTENDED BENEFITS (UI, UCFE, UCX)			
Initial Claims (Excl. Liable)	4	7	71
Weeks Claimed (Excl. Liable)	8	2	154
Gross Amount of Payments (\$)	0	0	0
Number Exhausting Benefits	0	0	0

Oregon EB TUR Trigger "OFF" 01/10/2004. Alaska "ON" 06/01/2008

Misc Additional Benefits			
Initial Claims (Excl. Liable)	2	2	27
Weeks Claimed (Excl. Liable)	17	19	164
Gross Amount of Payments (\$)	0	0	0
Number Exhausting Benefits	0	0	0

Cumulative Count started 01/01/2008.

TRADE ADJUSTMENT ACT			
Number of Active Petitions	420	420	420
Initial Claims	385	74	48,471
Weeks Claimed	15	15	2,905,307
Gross Amount of TRA Payments (\$)	4,757	5,081	78,388,277
Number Entered Training	4	21	27,937
Gross Amount of TAA Payments (\$)	72,526	48,340	89,942,198

Cumulative Count started 9/1/85.

WORKSHARE PROGRAM			
Initial Claims	102	34	31,804
Weeks Claimed	301	558	237,678
Gross Amount of Payments (\$)	21,011	28,272	83,211,608

Cumulative Count started 7/18/82.

TRAINING UI (PTT)			
Applications Accepted	86	49	44,761
Approved	74	42	42,519
Weeks Claimed	395	422	2,400,236
Gross Amount of Payments (\$)	132,877	142,498	27,704,382

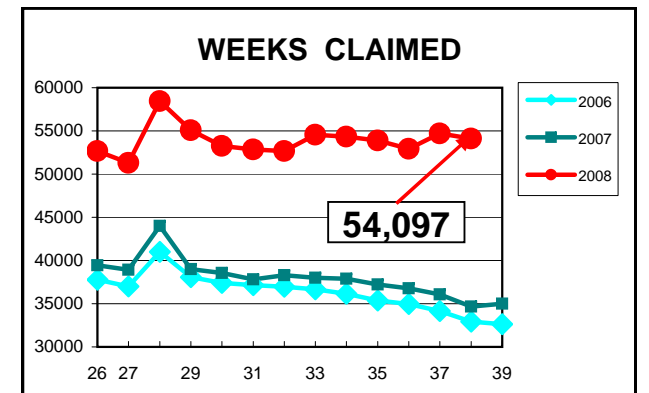
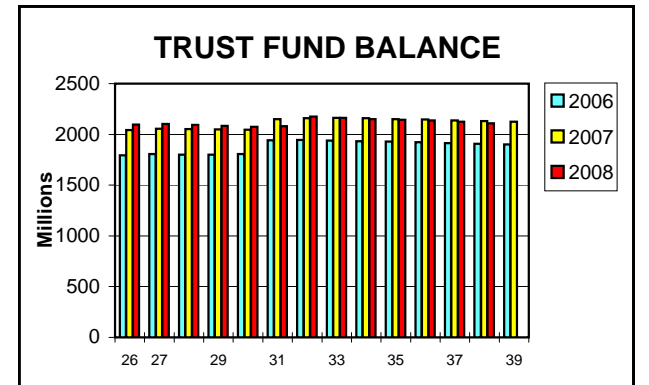
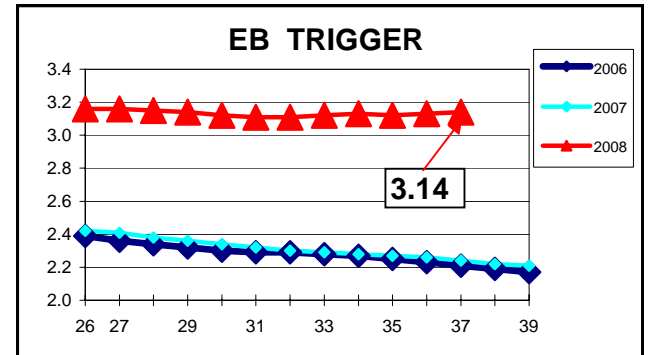
Cumulative Count started 4/3/83.

SUD			
Initial Claims	0	0	1,124
Weeks Claimed	0	0	8,881
Gross Amount of Payments (\$)	0	0	8,265,277

Cumulative Count started Week 35 - 9/1/2001.

SELF EMPLOYMENT (SEA) MONTHLY	Aug 2008	Jul 2008	Cumulative
Referred	11	18	2,409
Enrolled	29	29	2,017
Completed	11	0	976
Weeks Claimed	302	424	32,804
Gross Amount of Payments (\$)	121,196	162,644	12,094,791

Cumulative Count started 09/95. These are MONTHLY counts.



Week #38 Ending September 20, 2008

	This Week	Last Week	Cumulative
DISASTER UNEMPLOYMENT ASSISTANCE (DUA)			
Initial Claims	0	0	180
Weeks Claimed	0	0	502
Gross Amount of Payments (\$)	0	0	118,216
Insured	0	0	69,069
Self Employed	0	0	49,140
Number Exhausting Benefits	0	0	7

Announcement Date 12/12/2007

Cumulative Count started 12/22/2007

EMERGENCY UNEMPLOYMENT COMPENSATION (EUC08)			
Initial Claims (Excl. Liable)	1,235	1,388	22,532
Weeks Claimed (Excl. Liable)	17,960	16,910	140,688
Gross Amount of Payments (\$)	5,162,112	4,976,058	34,811,449
Number Exhausting Benefits	148	119	378

EUC begins 07/06/2008