

# UNEMPLOYMENT INSURANCE STATISTICS

State of Oregon  
EMPLOYMENT DEPARTMENT

UI Program Analysis  
Rick Hawes  
(503) 947-1711

		This Month	Last Month	Last Year
<b>LABOR FORCE DATA</b>		Aug 2008	Jul 2008	Aug 2007
Oregon Civilian Labor Force		1,975,465	1,971,711	1,940,173
Total Number Unemployed		123,116	112,966	97,362
<b>UNEMPLOYMENT RATES (CIVILIAN)</b>				
Total Unemployment	Oregon	6.2	5.7	5.0
	National	6.1	6.0	4.6
Seasonally Adjusted	Oregon	6.5	5.9	5.3
	National	6.1	5.7	4.7

Week #39 Ending September 27, 2008	THIS WEEK		LAST WEEK		This Month	Last Month	Last Year
	2008	2007	2008	2007	Aug 2008	Jul 2008	Aug 2007
<b>UNEMPLOYMENT RATES</b>							
Insured Unemployment: Oregon	3.15	2.06	3.16	2.04	2.99	3.53	2.41
EB Trigger	3.14	2.22	3.14	2.24			
Adjusted Insured Unemployment	3.98	2.81	3.97	2.83			
National Average TUR +	6.00	5.30	6.00	5.20			
<b>REGULAR CLAIMS (UI, UCFE, UCX)</b>							
Initial Claims (Excl. Liable)*	8,200	5,031	7,971	5,057	30,359	33,596	22,525
Oregon - New	4,070	2,699	4,402	2,810	14,212	17,191	12,356
Additional	3,770	2,122	3,263	2,034	14,657	15,014	9,150
Interstate - Agent	360	210	306	213	1,490	1,391	1,019
Interstate - Liable	223	163	193	145	755	877	715
Weeks Claimed (Excl. Liable)*	53,920	34,986	54,097	34,652	216,977	226,749	155,739
Oregon	51,495	33,285	51,549	32,875	207,396	217,542	148,059
Interstate - Agent	2,425	1,701	2,548	1,777	9,581	9,207	7,680
Interstate - Liable	1,759	1,468	1,781	1,464	6,668	6,766	5,919
New Combined Wage Claims	129	99	174	107	553	567	483
Non-monetary Determinations & Redeter.	2,798	2,430	2,729	2,186	12,836	11,549	10,927
<b>PAYMENTS: REGULAR BENEFITS</b>							
First Payments	2,807	2,096	3,183	2,089	10,954	13,312	8,277
Checks Issued	49,536	32,755	49,964	32,136	199,315	208,518	142,650
Gross Amount of Payments (\$)*	14,061,992	8,903,505	14,034,323	8,715,221	54,443,150	56,781,277	37,608,396
Average Check Amount (\$)*	283.87	271.82	280.89	271.20	273.15	272.31	263.64
Number Exhausting Benefits	1,075	669	1,027	598	4,363	4,893	2,858
<b>TRUST FUND</b>							
Receipts (in Millions) (\$)					INA	INA	INA
Balance (in Millions) (\$)	2,096.93	2,138.23	2,110.18	2,122.31	2,145.02	2,074.30	2,143.04

+ NTUR: Unemployment Compensation Amendment of 1992 specifies that a 2 month average NTUR be used to determine duration levels.

[http://www.oregon.gov/EMPLOY/BUDGET/UI/current\\_reports.shtml](http://www.oregon.gov/EMPLOY/BUDGET/UI/current_reports.shtml)

\* Excludes WORKSHARE program

UI Pub 102(02/05/04)

**Week #39 Ending September 27, 2008**

	This Week	Last Week	Cumulative
<b>EXTENDED BENEFITS (UI, UCFE, UCX)</b>			
Initial Claims (Excl. Liable)	4	4	75
Weeks Claimed (Excl. Liable)	7	8	161
Gross Amount of Payments (\$)	0	0	0
Number Exhausting Benefits	0	0	0

Oregon EB TUR Trigger "OFF" 01/10/2004. Alaska "ON" 06/01/2008

<b>Misc Additional Benefits</b>			
Initial Claims (Excl. Liable)	2	2	29
Weeks Claimed (Excl. Liable)	19	17	183
Gross Amount of Payments (\$)	0	0	0
Number Exhausting Benefits	0	0	0

Cumulative Count started 01/01/2008.

<b>TRADE ADJUSTMENT ACT</b>			
Number of Active Petitions	421	420	421
Initial Claims	205	385	48,676
Weeks Claimed	18	15	2,905,325
Gross Amount of TRA Payments (\$)	6,034	4,757	78,394,311
Number Entered Training	6	4	27,943
Gross Amount of TAA Payments (\$)	77,338	72,526	90,019,536

Cumulative Count started 9/1/85.

<b>WORKSHARE PROGRAM</b>			
Initial Claims	44	102	31,848
Weeks Claimed	443	301	238,121
Gross Amount of Payments (\$)	31,322	21,011	83,242,930

Cumulative Count started 7/18/82.

<b>TRAINING UI (PTT)</b>			
Applications Accepted	100	86	44,861
Approved	88	74	42,607
Weeks Claimed	421	395	2,400,657
Gross Amount of Payments (\$)	144,348	132,877	27,848,730

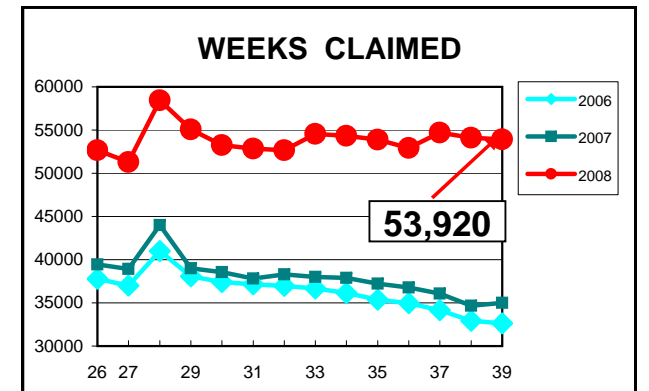
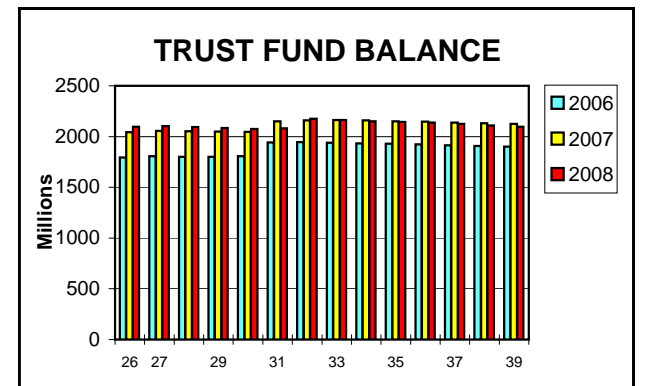
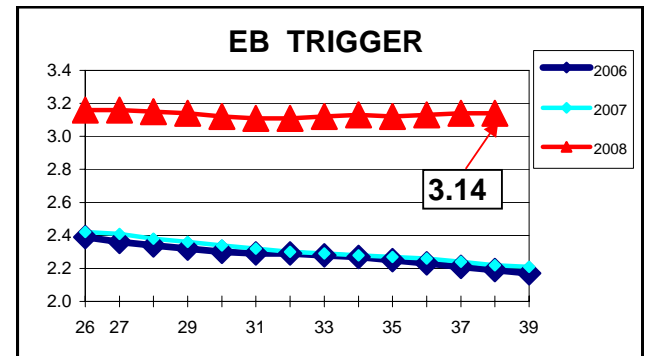
Cumulative Count started 4/3/83.

<b>SUD</b>			
Initial Claims	0	0	1,124
Weeks Claimed	0	0	8,881
Gross Amount of Payments (\$)	0	0	8,265,277

Cumulative Count started Week 35 - 9/1/2001.

<b>SELF EMPLOYMENT (SEA) MONTHLY</b>			
	Aug 2008	Jul 2008	Cumulative
Referred	11	18	2,409
Enrolled	29	29	2,017
Completed	11	0	976
<b>Weeks Claimed</b>	<b>392</b>	<b>424</b>	<b>32,894</b>
<b>Gross Amount of Payments (\$)</b>	<b>156,912</b>	<b>162,644</b>	<b>12,130,507</b>

Cumulative Count started 09/95. These are MONTHLY counts.



**Week #39 Ending September 27, 2008**

	<b>This Week</b>	<b>Last Week</b>	<b>Cumulative</b>
<b>DISASTER UNEMPLOYMENT ASSISTANCE (DUA)</b>			
Initial Claims	0	0	180
Weeks Claimed	0	0	502
Gross Amount of Payments (\$)	0	0	118,216
Insured	0	0	69,069
Self Employed	0	0	49,140
Number Exhausting Benefits	0	0	7

Announcement Date 12/12/2007

Cumulative Count started 12/22/2007

<b>EMERGENCY UNEMPLOYMENT COMPENSATION (EUC08)</b>			
Initial Claims (Excl. Liable)	1,250	1,235	23,782
Weeks Claimed (Excl. Liable)	17,937	17,960	158,625
Gross Amount of Payments (\$)	5,321,278	5,162,112	40,132,727
Number Exhausting Benefits	161	148	539

EUC begins 07/06/2008