

UNEMPLOYMENT INSURANCE STATISTICS

State of Oregon
EMPLOYMENT DEPARTMENT

UI Program Analysis
Rick Hawes
(503) 947-1711

LABOR FORCE DATA		This Month	Last Month	Last Year
		Aug 2008	Jul 2008	Aug 2007
Oregon Civilian Labor Force		1,975,465	1,971,711	1,940,173
Total Number Unemployed		123,116	112,966	97,362
UNEMPLOYMENT RATES (CIVILIAN)				
Total Unemployment	Oregon	6.2	5.7	5.0
	National	6.1	6.0	4.6
Seasonally Adjusted	Oregon	6.5	5.9	5.3
	National	6.1	5.7	4.7

Week #40 Ending October 04, 2008	THIS WEEK		LAST WEEK		This Month	Last Month	Last Year
	2008	2007	2008	2007	Sep 2008	Aug 2008	Sep 2007
UNEMPLOYMENT RATES							
Insured Unemployment: Oregon	3.18	2.06	3.15	2.06	3.02	2.99	2.07
EB Trigger	3.16	2.21	3.14	2.22			
Adjusted Insured Unemployment	3.99	2.79	3.98	2.81			
National Average TUR +	6.00	5.30	6.00	5.30			
REGULAR CLAIMS (UI, UCFE, UCX)					This Month	Last Month	Last Year
					Sep 2008	Aug 2008	Sep 2007
Initial Claims (Excl. Liable)*	8,855	7,186	8,200	5,031	36,566	30,359	20,431
Oregon - New	4,663	3,918	4,070	2,699	17,480	14,212	10,770
Additional	3,878	3,043	3,770	2,122	17,801	14,657	8,846
Interstate - Agent	314	225	360	210	1,285	1,490	815
Interstate - Liable	238	198	223	163	927	755	606
Weeks Claimed (Excl. Liable)*	54,546	34,997	53,920	34,986	264,225	216,977	141,480
Oregon	52,051	33,258	51,495	33,285	253,657	207,396	135,681
Interstate - Agent	2,495	1,739	2,425	1,701	10,568	9,581	5,799
Interstate - Liable	1,792	1,486	1,759	1,468	8,514	6,668	5,879
New Combined Wage Claims	122	153	129	99	592	553	432
Non-monetary Determinations & Redeter.	2,487	2,235	2,798	2,430	11,471	12,836	8,640
PAYMENTS: REGULAR BENEFITS							
First Payments	2,817	1,924	2,807	2,096	13,399	10,954	7,788
Checks Issued	50,367	32,404	49,536	32,755	245,093	199,315	131,901
Gross Amount of Payments (\$)*	14,367,278	8,879,090	14,061,992	8,903,505	69,121,942	54,443,150	35,736,254
Average Check Amount (\$)*	285.25	274.01	283.87	271.82	282.02	273.15	270.93
Number Exhausting Benefits	997	621	1,075	669	5,270	4,363	2,719
TRUST FUND							
Receipts (in Millions) (\$)					INA	INA	INA
Balance (in Millions) (\$)	2,108.37	2,130.94	2,096.93	2,138.23	2,086.18	2,145.02	2,138.23

+ NTUR: Unemployment Compensation Amendment of 1992 specifies that a 2 month average NTUR be used to determine duration levels.

http://www.oregon.gov/EMPLOY/BUDGET/UI/current_reports.shtml

* Excludes WORKSHARE program

UI Pub 102(02/05/04)

Week #40 Ending October 04, 2008

	This Week	Last Week	Cumulative
EXTENDED BENEFITS (UI, UCFE, UCX)			
Initial Claims (Excl. Liable)	8	4	83
Weeks Claimed (Excl. Liable)	7	7	168
Gross Amount of Payments (\$)	0	0	0
Number Exhausting Benefits	0	0	0

Oregon EB TUR Trigger "OFF" 01/10/2004. Alaska "ON" 06/01/2008

Misc Additional Benefits			
Initial Claims (Excl. Liable)	1	2	30
Weeks Claimed (Excl. Liable)	18	19	201
Gross Amount of Payments (\$)	0	0	0
Number Exhausting Benefits	0	0	0

Cumulative Count started 01/01/2008.

TRADE ADJUSTMENT ACT			
Number of Active Petitions	422	421	422
Initial Claims	133	205	48,809
Weeks Claimed	14	18	2,905,339
Gross Amount of TRA Payments (\$)	4,276	6,034	78,398,587
Number Entered Training	41	6	27,981
Gross Amount of TAA Payments (\$)	94,613	77,338	90,114,149

Cumulative Count started 9/1/85.

WORKSHARE PROGRAM			
Initial Claims	146	44	31,994
Weeks Claimed	468	443	238,589
Gross Amount of Payments (\$)	35,629	31,322	83,278,559

Cumulative Count started 7/18/82.

TRAINING UI (PTT)			
Applications Accepted	94	100	44,955
Approved	78	88	42,685
Weeks Claimed	586	421	2,401,243
Gross Amount of Payments (\$)	170,155	144,348	28,018,885

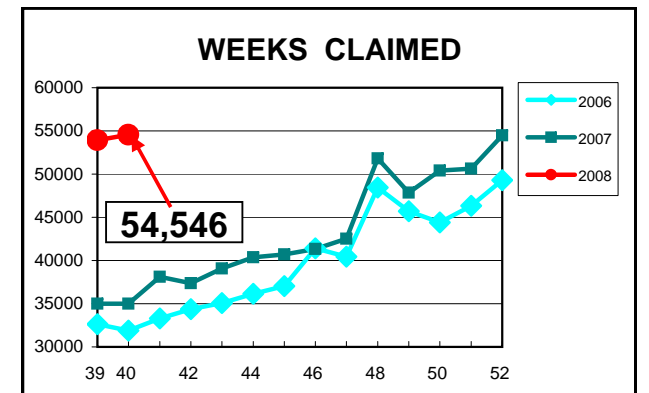
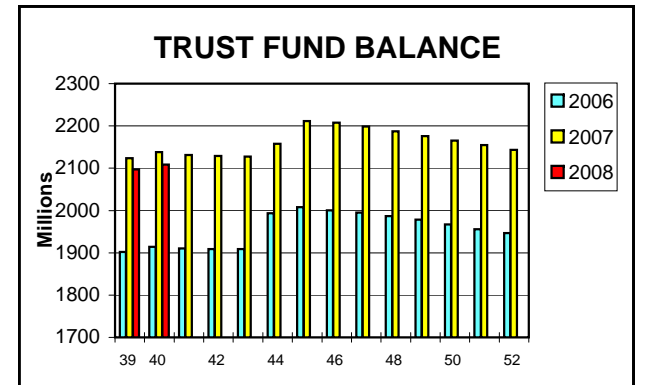
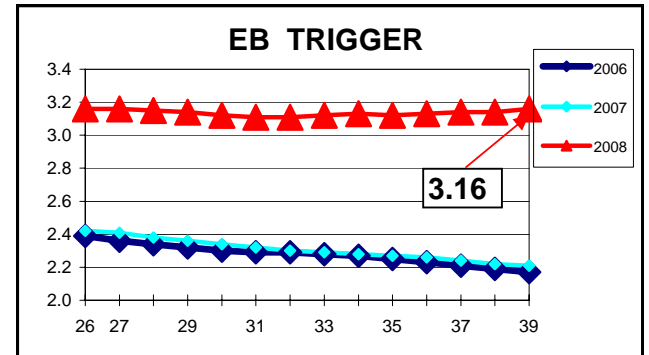
Cumulative Count started 4/3/83.

SUD			
Initial Claims	0	0	1,124
Weeks Claimed	0	0	8,881
Gross Amount of Payments (\$)	0	0	8,265,277

Cumulative Count started Week 35 - 9/1/2001.

SELF EMPLOYMENT (SEA) MONTHLY	Sep 2008	Aug 2008	Cumulative
Referred	20	11	2,429
Enrolled	45	29	2,062
Completed	43	11	1,019
Weeks Claimed	88	392	32,982
Gross Amount of Payments (\$)	34,165	156,912	12,164,672

Cumulative Count started 09/95. These are MONTHLY counts.



Week #40 Ending October 04, 2008

	This Week	Last Week	Cumulative
DISASTER UNEMPLOYMENT ASSISTANCE (DUA)			
Initial Claims	0	0	180
Weeks Claimed	0	0	502
Gross Amount of Payments (\$)	0	0	118,216
Insured	0	0	69,069
Self Employed	0	0	49,140
Number Exhausting Benefits	0	0	7

Announcement Date 12/12/2007

Cumulative Count started 12/22/2007

EMERGENCY UNEMPLOYMENT COMPENSATION (EUC08)			
Initial Claims (Excl. Liable)	1,133	1,250	24,915
Weeks Claimed (Excl. Liable)	18,796	17,937	177,421
Gross Amount of Payments (\$)	5,497,719	5,321,278	45,630,446
Number Exhausting Benefits	176	161	715

EUC begins 07/06/2008