

UNEMPLOYMENT INSURANCE STATISTICS

State of Oregon
EMPLOYMENT DEPARTMENT

UI Program Analysis
Rick Hawes
(503) 947-1711

LABOR FORCE DATA		This Month	Last Month	Last Year
		Sep 2008	Aug 2008	Sep 2007
Oregon Civilian Labor Force		1,963,552	1,973,650	1,936,887
Total Number Unemployed		115,103	121,967	92,067
UNEMPLOYMENT RATES (CIVILIAN)				
Total Unemployment	Oregon	5.9	6.2	4.8
	National	6.0	6.1	4.5
Seasonally Adjusted	Oregon	6.4	6.5	5.3
	National	6.1	6.1	4.7

Week #42 Ending October 18, 2008	THIS WEEK		LAST WEEK		This Month	Last Month	Last Year
	2008	2007	2008	2007	Sep 2008	Aug 2008	Sep 2007
UNEMPLOYMENT RATES							
Insured Unemployment: Oregon	3.44	2.18	3.25	2.23	3.02	2.99	2.07
EB Trigger	3.16	2.16	3.14	2.16			
Adjusted Insured Unemployment	4.04	2.73	4.02	2.74			
National Average TUR +	6.00	5.40	6.00	5.30			
REGULAR CLAIMS (UI, UCFE, UCX)					This Month	Last Month	Last Year
					Sep 2008	Aug 2008	Sep 2007
Initial Claims (Excl. Liable)*	10,268	6,890	8,244	6,268	36,566	30,359	20,431
Oregon - New	5,604	3,791	3,861	3,338	17,480	14,212	10,770
Additional	4,242	2,930	4,046	2,719	17,801	14,657	8,846
Interstate - Agent	422	169	337	211	1,285	1,490	815
Interstate - Liable	240	213	233	182	927	755	606
Weeks Claimed (Excl. Liable)*	58,962	37,362	55,825	37,763	264,225	216,977	141,480
Oregon	56,651	35,450	53,381	36,108	253,657	207,396	135,681
Interstate - Agent	2,311	1,912	2,444	1,655	10,568	9,581	5,799
Interstate - Liable	1,927	1,548	1,849	1,514	8,514	6,668	5,879
New Combined Wage Claims	183	202	187	174	592	553	432
Non-monetary Determinations & Redeter.	2,624	2,251	2,560	2,237	11,471	12,836	8,640
PAYMENTS: REGULAR BENEFITS							
First Payments	4,320	3,108	2,737	1,909	13,399	10,954	7,788
Checks Issued	53,311	33,872	50,038	33,613	245,093	199,315	131,901
Gross Amount of Payments (\$)*	15,228,562	9,238,003	14,302,768	9,248,895	69,121,942	54,443,150	35,736,254
Average Check Amount (\$)*	285.66	272.73	285.84	275.16	282.02	273.15	270.93
Number Exhausting Benefits	1,155	760	1,273	1,161	5,270	4,363	2,719
TRUST FUND							
Receipts (in Millions) (\$)					INA	INA	INA
Balance (in Millions) (\$)	2,082.93	2,120.45	2,095.23	2,124.26	2,086.18	2,145.02	2,138.23

+ NTUR: Unemployment Compensation Amendment of 1992 specifies that a 2 month average NTUR be used to determine duration levels.

http://www.oregon.gov/EMPLOY/BUDGET/UI/current_reports.shtml

* Excludes WORKSHARE program

UI Pub 102(02/05/04)

Week #42 Ending October 18, 2008

	This Week	Last Week	Cumulative
EXTENDED BENEFITS (UI, UCFE, UCX)			
Initial Claims (Excl. Liable)	2	8	93
Weeks Claimed (Excl. Liable)	6	8	182
Gross Amount of Payments (\$)	0	0	0
Number Exhausting Benefits	0	0	0

Oregon EB TUR Trigger "OFF" 01/10/2004. Alaska "OFF" 10/11/08. RI = "ON" NC = "ON"

Misc Additional Benefits			
Initial Claims (Excl. Liable)	3	0	33
Weeks Claimed (Excl. Liable)	17	12	230
Gross Amount of Payments (\$)	0	0	0
Number Exhausting Benefits	0	0	0

Cumulative Count started 01/01/2008.

TRADE ADJUSTMENT ACT			
Number of Active Petitions	423	422	423
Initial Claims	75	37	48,921
Weeks Claimed	374	12	2,905,725
Gross Amount of TRA Payments (\$)	151,886	3,771	78,554,244
Number Entered Training	49	0	28,030
Gross Amount of TAA Payments (\$)	79,604	93,560	90,287,313

Cumulative Count started 9/1/85.

WORKSHARE PROGRAM			
Initial Claims	91	540	32,625
Weeks Claimed	532	334	239,455
Gross Amount of Payments (\$)	33,074	26,545	83,338,178

Cumulative Count started 7/18/82.

TRAINING UI (PTT)			
Applications Accepted	83	83	45,121
Approved	67	71	42,823
Weeks Claimed	616	653	2,402,512
Gross Amount of Payments (\$)	218,154	231,445	28,468,484

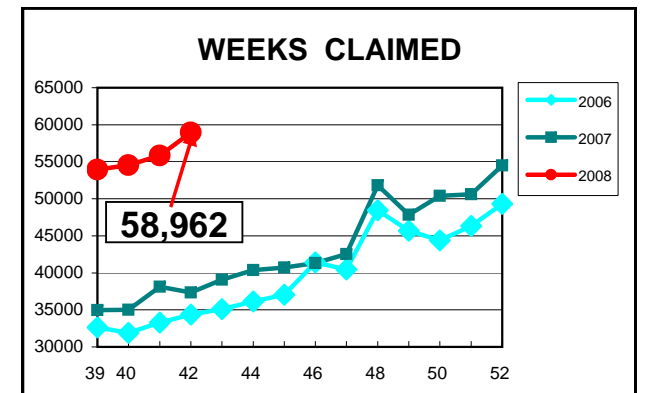
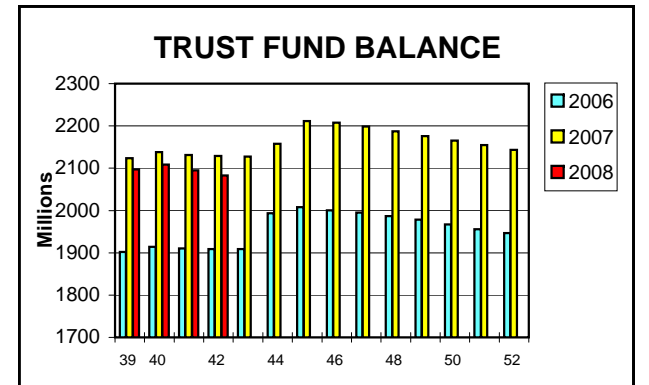
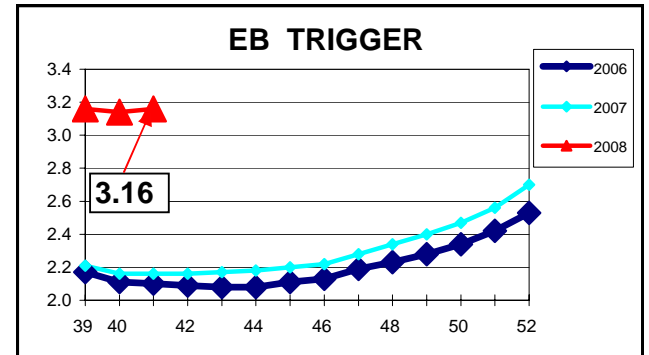
Cumulative Count started 4/3/83.

SUD			
Initial Claims	1	0	1,125
Weeks Claimed	41	1	8,923
Gross Amount of Payments (\$)	15,585	171	8,281,033

Cumulative Count started Week 35 - 9/1/2001.

SELF EMPLOYMENT (SEA) MONTHLY	Sep 2008	Aug 2008	Cumulative
Referred	20	11	2,429
Enrolled	45	29	2,062
Completed	43	11	1,019
Weeks Claimed	258	392	33,152
Gross Amount of Payments (\$)	109,257	156,912	12,239,764

Cumulative Count started 09/95. These are MONTHLY counts.



Week #42 Ending October 18, 2008

	This Week	Last Week	Cumulative
DISASTER UNEMPLOYMENT ASSISTANCE (DUA)			
Initial Claims	0	0	180
Weeks Claimed	0	0	502
Gross Amount of Payments (\$)	0	0	118,216
Insured	0	0	69,069
Self Employed	0	0	49,140
Number Exhausting Benefits	0	0	7

Announcement Date 12/12/2007

Cumulative Count started 12/22/2007

EMERGENCY UNEMPLOYMENT COMPENSATION (EUC08)			
Initial Claims (Excl. Liable)	1,461	1,362	27,738
Weeks Claimed (Excl. Liable)	14,044	18,661	210,126
Gross Amount of Payments (\$)	4,115,069	5,465,987	55,211,673
Number Exhausting Benefits	1,768	5,163	7,646

EUC begins 07/06/2008