

UNEMPLOYMENT INSURANCE STATISTICS

State of Oregon

EMPLOYMENT DEPARTMENT

UI Programs & Methods

Janet Orton

(503) 947-1679

LABOR FORCE DATA		This Month	Last Month	Last Year
		Sep 2008	Aug 2008	Sep 2007
Oregon Civilian Labor Force		1,963,552	1,973,650	1,936,887
Total Number Unemployed		115,103	121,967	92,067
UNEMPLOYMENT RATES (CIVILIAN)				
Total Unemployment	Oregon	5.9	6.2	4.8
	National	6.0	6.1	4.5
Seasonally Adjusted	Oregon	6.4	6.5	5.3
	National	6.1	6.1	4.7

Week #45 Ending November 8, 2008	THIS WEEK		LAST WEEK		This Month	Last Month	Last Year
	2008	2007	2008	2007	Oct 2008	Sep 2008	Oct 2008
UNEMPLOYMENT RATES							
Insured Unemployment: Oregon	3.72	2.38	3.72	2.36	3.04	3.02	2.07
EB Trigger	3.31	2.18	3.25	2.17			
Adjusted Insured Unemployment	4.19	2.75	4.12	2.75			
National Average TUR ¹	6.30	5.40	6.30	5.40			
REGULAR CLAIMS (UI, UCFE, UCX)					This Month	Last Month	Last Year
					Oct 2008	Sep 2008	Oct 2008
Initial Claims (Excl. Liable) ²	13,423	6,911	10,649	6,999	44,245	36,566	32,397
Oregon - New	6,820	3,764	5,511	3,686	23,628	17,480	16,953
Additional	6,240	2,880	4,754	3,001	18,862	17,801	14,151
Interstate - Agent	363	267	384	312	1,755	1,285	1,293
Interstate - Liable	270	201	279	188	1,164	927	954
Weeks Claimed (Excl. Liable) ²	66,673	40,709	63,579	40,369	245,520	264,225	186,824
Oregon	64,104	38,766	60,987	38,462	234,056	253,657	178,555
Interstate - Agent	2,569	1,943	2,592	1,907	11,464	10,568	8,269
Interstate - Liable	2,137	1,571	2,046	1,609	8,049	8,514	7,637
New Combined Wage Claims	226	158	235	157	856	592	805
Non-monetary Determinations & Redeter.	2,874	2,740	2,778	2,253	12,324	11,471	10,135
PAYMENTS: REGULAR BENEFITS							
First Payments	4,466	2,734	4,182	2,789	16,064	13,399	11,586
Checks Issued	60,998	37,032	57,624	36,621	221,529	245,093	169,491
Gross Amount of Payments (\$) ²	17,273,498	10,044,190	16,314,928	10,086,879	62,949,664	69,121,942	46,489,162
Average Check Amount (\$) ²	283.18	271.23	283.13	275.44	284.16	282.02	274.29
Number Exhausting Benefits	1,286	743	1,197	669	4,874	5,270	3,928
TRUST FUND							
Receipts (in Millions) (\$)					INA	INA	INA
Balance (in Millions) (\$)	2,076.71	2,122.00	2,067.71	2,121.89	2,067.71	2,086.18	2,121.89

¹ NTUR: Unemployment Compensation Amendment Of 1992 specifies that a 2 month average NTUR be used to determine duration levels.

² Excludes WORKSHARE program

Week #45 Ending November 8, 2008

	This Week	Last Week	Cumulative
EXTENDED BENEFITS (UI, UCFE, UCX)			
Initial Claims (Excl. Liable)	3	4	104
Weeks Claimed (Excl. Liable)	1	3	197
Gross Amount of Payments (\$)	0	0	0
Number Exhausting Benefits	0	0	0

Oregon EB TUR Trigger "OFF" 01/10/2004. Alaska "OFF" 10/11/08. RI = "ON" NC = "ON"

Misc Additional Benefits			
Initial Claims (Excl. Liable)	5	3	47
Weeks Claimed (Excl. Liable)	19	11	288
Gross Amount of Payments (\$)	0	0	0
Number Exhausting Benefits	0	0	0

Cumulative Count started 01/01/2008.

TRADE ADJUSTMENT ACT			
Number of Active Petitions	425	425	1,699
Initial Claims	101	51	49,175
Weeks Claimed	413	412	2,306,775
Gross Amount of TRA Payments (\$)	172,627	171,721	73,240,533
Number Entered Training	0	17	28,119
Gross Amount of TAA Payments (\$)	245,913	129,147	30,871,345

Cumulative Count started 9/1/85.

WORKSHARE PROGRAM			
Initial Claims	223	207	33,600
Weeks Claimed	767	1,299	243,121
Gross Amount of Payments (\$)	47,836	118,505	83,664,916

Cumulative Count started 7/18/82.

TRAINING UI (PTT)			
Applications Accepted	84	73	45,430
Approved	58	63	43,072
Weeks Claimed	703	662	2,405,186
Gross Amount of Payments (\$)	235,870	236,279	23,401,802

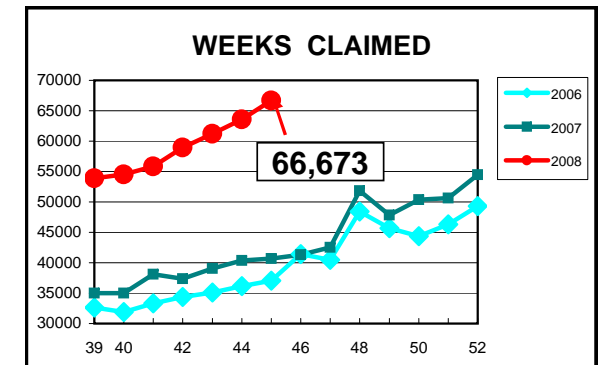
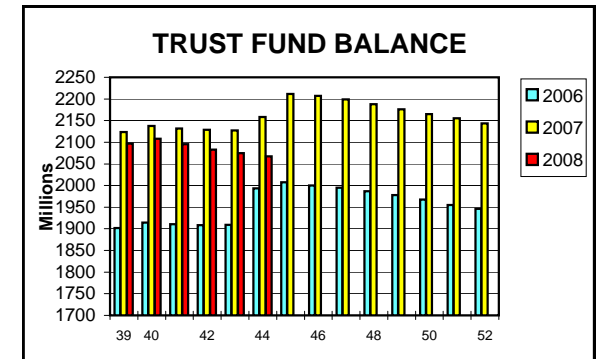
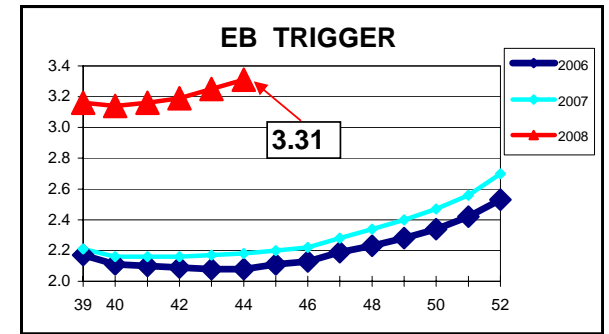
Cumulative Count started 4/3/83.

SUD			
Initial Claims	1	4	1,136
Weeks Claimed	59	57	3,143
Gross Amount of Payments (\$)	21,335	23,244	8,367,332

Cumulative Count started Week 35 - 9/1/2001.

SELF EMPLOYMENT (SEA) MONTHLY	Oct 2008	Sep 2008	Cumulative
Referred	24	20	2,453
Enrolled	62	45	2,124
Completed	10	43	1,029
Weeks Claimed	101	309	33,452
Gross Amount of Payments (\$)	38,112	151,140	12,357,871

Cumulative Count started 09/95. These are MONTHLY counts.



UI Programs & Methods
(503) 947-1679

For Additional Current and Historical UI Reports, visit:
<http://www.oregon.gov/EMPLOY/BUDGET/UI/index.shtml>

Week #45 Ending November 8, 2008

	This Week	Last Week	Cumulative
DISASTER UNEMPLOYMENT ASSISTANCE (DUA)			
Initial Claims	0	0	180
Weeks Claimed	0	0	502
Gross Amount of Payments (\$)	0	0	118,216
Insured	0	0	69,069
Self Employed	0	0	49,140
Number Exhausting Benefits	0	0	7

Announcement Date 12/12/2007

Cumulative Count started 12/22/2007

EMERGENCY UNEMPLOYMENT COMPENSATION (EUC08)			
Initial Claims (Excl. Liable)	1,416	1,361	31,343
Weeks Claimed (Excl. Liable)	12,771	12,930	248,990
Gross Amount of Payments (\$)	3,740,939	3,765,802	66,564,828
Number Exhausting Benefits	871	939	10,564

EUC begins 07/06/2008

UI Programs & Methods
(503) 947-1679

For Additional Current and Historical UI Reports, visit:
<http://www.oregon.gov/EMPLOY/BUDGET/UI/index.shtml>