

UNEMPLOYMENT INSURANCE STATISTICS

State of Oregon
EMPLOYMENT DEPARTMENT

UI Programs & Methods
Janet Orton
(503) 947-1679

LABOR FORCE DATA		This Month	Last Month	Last Year
		Oct 2008	Sep 2008	Oct 2007
Oregon Civilian Labor Force		1,974,804	1,962,792	1,939,090
Total Number Unemployed		134,096	113,428	93,638
UNEMPLOYMENT RATES (CIVILIAN)				
Total Unemployment	Oregon	6.8	5.8	4.8
	National	6.1	6.0	4.4
Seasonally Adjusted	Oregon	7.3	6.4	5.4
	National	6.5	6.1	4.8

Week #46 Ending November 14, 2008	THIS WEEK		LAST WEEK		This Month	Last Month	Last Year
	2008	2007	2008	2007	Oct 2008	Sep 2008	Oct 2007
UNEMPLOYMENT RATES							
Insured Unemployment: Oregon	3.89	2.42	3.72	2.38	3.88	3.01	2.07
EB Trigger	3.39	2.20	3.31	2.18			
Adjusted Insured Unemployment	4.25	2.77	4.19	2.75			
National Average TUR ¹	6.30	5.40	6.30	5.40			
REGULAR CLAIMS (UI, UCFE, UCX)					This Month	Last Month	Last Year
					Oct 2008	Sep 2008	Oct 2007
Initial Claims (Excl. Liable) ²	12,599	7,005	13,423	6,911	44,245	36,566	32,397
Oregon - New	6,056	3,409	6,820	3,764	23,628	17,480	16,953
Additional	6,073	3,280	6,240	2,880	18,862	17,801	14,151
Interstate - Agent	470	316	363	267	1,755	1,285	1,293
Interstate - Liable	270	174	270	201	1,164	927	954
Weeks Claimed (Excl. Liable) ²	72,740	41,318	66,673	40,709	245,520	264,225	186,824
Oregon	70,029	39,314	64,104	38,766	234,056	253,657	178,555
Interstate - Agent	2,711	2,004	2,569	1,943	11,464	10,568	8,269
Interstate - Liable	2,179	1,568	2,137	1,571	8,049	8,514	7,637
New Combined Wage Claims	188	144	226	158	856	592	805
Non-monetary Determinations & Redeter.	2,485	1,823	2,874	2,740	12,324	11,471	10,135
PAYMENTS: REGULAR BENEFITS							
First Payments	4,400	2,603	4,466	2,734	16,064	13,399	11,586
Checks Issued	65,264	36,900	60,998	37,032	221,529	245,093	169,491
Gross Amount of Payments (\$) ²	18,520,657	10,006,972	17,273,498	10,044,190	62,949,664	69,121,942	46,489,162
Average Check Amount (\$) ²	283.78	271.19	283.18	271.23	284.16	282.02	274.29
Number Exhausting Benefits	1,289	635	1,286	743	4,874	5,270	3,928
TRUST FUND							
Receipts (in Millions) (\$)					INA	INA	INA
Balance (in Millions) (\$)	2,116.00	2,207.46	2,076.71	2,122.00	2,067.71	2,086.18	2,121.89

¹ NTUR: Unemployment Compensation Amendment Of 1992 specifies that a 2 month average NTUR be used to determine duration levels.

² Excludes WORKSHARE program

Week #46 Ending November 14, 2008

	This Week	Last Week	Cumulative
EXTENDED BENEFITS (UI, UCFE, UCX)			
Initial Claims (Excl. Liable)	2	3	106
Weeks Claimed (Excl. Liable)	3	1	200
Gross Amount of Payments (\$)	0	0	0
Number Exhausting Benefits	0	0	0

Oregon EB TUR Trigger "OFF" 01/10/2004. Alaska "OFF" 10/11/08. RI = "ON" NC = "ON"

Misc Additional Benefits			
Initial Claims (Excl. Liable)	1	5	48
Weeks Claimed (Excl. Liable)	81	19	369
Gross Amount of Payments (\$)	0	0	0
Number Exhausting Benefits	0	0	0

Cumulative Count started 01/01/2008.

TRADE ADJUSTMENT ACT			
Number of Active Petitions	425	425	2,124
Initial Claims	71	101	43,246
Weeks Claimed	395	413	2,307,170
Gross Amount of TRA Payments (\$)	165,086	172,627	73,405,619
Number Entered Training	18	0	28,137
Gross Amount of TAA Payments (\$)	37,911	245,913	30,909,256

Cumulative Count started 9/1/85.

WORKSHARE PROGRAM			
Initial Claims	263	223	33,863
Weeks Claimed	1,121	767	244,242
Gross Amount of Payments (\$)	84,959	47,836	83,749,875

Cumulative Count started 7/18/82.

TRAINING UI (PTT)			
Applications Accepted	36	84	45,466
Approved	29	58	43,101
Weeks Claimed	699	703	2,405,885
Gross Amount of Payments (\$)	228,820	235,870	23,630,622

Cumulative Count started 4/3/83.

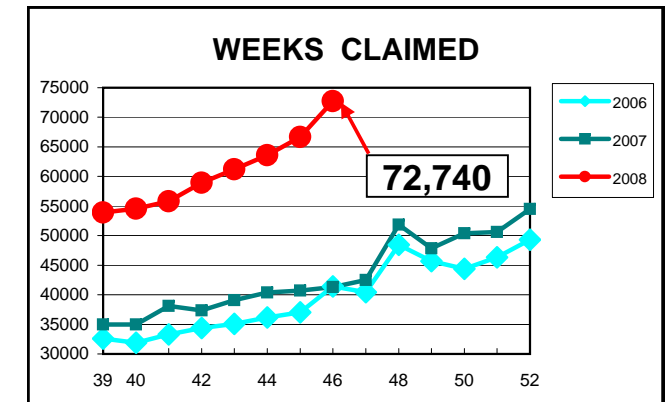
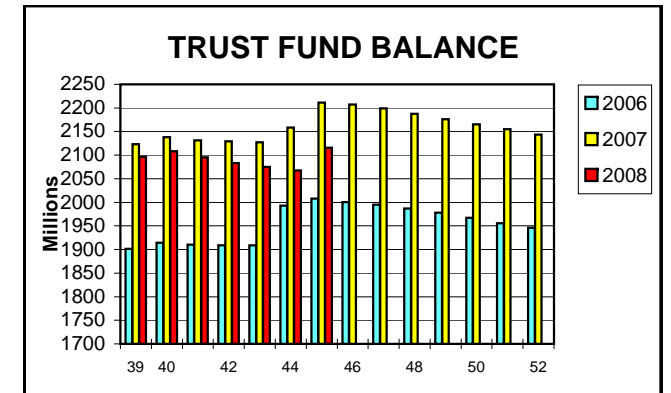
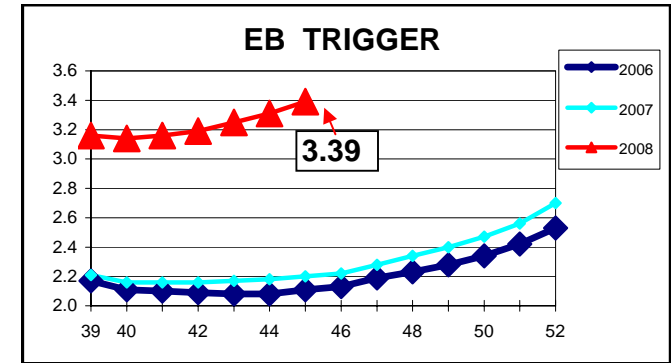
SUD			
Initial Claims	2	1	1,138
Weeks Claimed	58	59	3,201
Gross Amount of Payments (\$)	21,131	21,335	8,388,463

Cumulative Count started Week 35 - 9/1/2001.

SELF EMPLOYMENT (SEA) MONTHLY	Oct 2008	Sep 2008	Cumulative
Referred	24	20	2,453
Enrolled	62	45	2,124
Completed	10	43	1,029
Weeks Claimed	222	309	33,573
Gross Amount of Payments (\$)	81,845	151,140	12,401,604

Cumulative Count started 09/95. These are MONTHLY counts.

UI Programs & Methods
(503) 947-1679



Week #46 Ending November 14, 2008

	This Week	Last Week	Cumulative
DISASTER UNEMPLOYMENT ASSISTANCE (DUA)			
Initial Claims	0	0	180
Weeks Claimed	0	0	502
Gross Amount of Payments (\$)	0	0	118,216
Insured	0	0	69,069
Self Employed	0	0	49,140
Number Exhausting Benefits	0	0	7

Announcement Date 12/12/2007

Cumulative Count started 12/22/2007

EMERGENCY UNEMPLOYMENT COMPENSATION (EUC08)			
Initial Claims (Excl. Liable)	1,490	1,416	32,833
Weeks Claimed (Excl. Liable)	12,730	12,771	261,720
Gross Amount of Payments (\$)	3,709,474	3,740,939	70,274,302
Number Exhausting Benefits	856	871	11,420

EUC begins 07/06/2008

UI Programs & Methods
(503) 947-1679

For Additional Current and Historical UI Reports, visit:
<http://www.oregon.gov/EMPLOY/BUDGET/UI/index.shtml>