

# UNEMPLOYMENT INSURANCE STATISTICS

State of Oregon  
EMPLOYMENT DEPARTMENT

UI Programs & Methods  
Janet Orton  
(503) 947-1679

LABOR FORCE DATA					This Month	Last Month	Last Year	
					Dec 2008	Nov2008	Dec 2007	
Oregon Civilian Labor Force					1,979,986	1,980,637	1,933,357	
Total Number Unemployed					174,819	154,572	104,853	
UNEMPLOYMENT RATES (CIVILIAN)								
Total Unemployment:								
Oregon					8.8	7.8	5.4	
National					7.1	6.5	6.5	
Seasonally Adjusted:								
Oregon					9.0	8.0	5.4	
National					7.2	6.7	5.0	
Week # :	5	THIS WEEK			LAST WEEK			
Ending:	February 7, 2009	2009	2008	2009	2008	This Month	Last Month	Last Year
						Dec 2008	Nov 2008	Dec 2007
UNEMPLOYMENT RATES								
Insured Unemployment: Oregon		7.05	3.58	6.89	3.41	7.17	5.04	3.10
EB Trigger		5.97	3.12	5.74	3.02			
Adjusted Insured Unemployment		6.95	3.72	6.63	3.62			
National Average TUR <sup>1</sup>		8.10	5.50	8.10	5.50			
REGULAR CLAIMS (UI, UCFE, UCX)					This Month	Last Month	Last Year	
					Dec 2008	Nov 2008	Dec 2007	
Initial Claims (Excl. Liable) <sup>2</sup>		15,908	11,130	16,415	7,959	89,049	56,297	47,715
Oregon - New		7,806	5,400	8,421	4,415	42,970	29,143	22,946
Additional		7,570	5,483	7,576	3,258	43,853	25,397	23,594
Interstate - Agent		532	247	418	286	2,226	1,757	1,175
Interstate - Liable		327	230	391	184	1,579	1,114	996
Weeks Claimed (Excl. Liable) <sup>2</sup>		120,612	61,663	117,957	58,663	509,607	294,590	255,442
Oregon		116,393	58,997	113,632	56,275	492,408	283,781	245,769
Interstate - Agent		4,219	2,666	4,325	2,388	17,199	10,809	9,673
Interstate - Liable		3,226	1,967	3,067	1,934	13,426	8,904	8,841
New Combined Wage Claims		406	229	401	212	1,098	974	755
Non-monetary Determinations & Redeter.		3,370	2,823	3,461	2,217	12,672	11,216	9,256
PAYMENTS: REGULAR BENEFITS								
First Payments		7,468	4,044	7,542	4,021	39,936	20,226	18,576
Checks Issued		115,750	57,583	111,884	54,537	458,553	264,753	233,697
Gross Amount of Payments (\$) <sup>2</sup>		32,827,199	15,452,259	31,758,775	14,496,460	132,304,065	74,283,570	63,679,881
Average Check Amount (\$) <sup>2</sup>		283.60	268.35	283.85	265.81	288.53	280.58	272.49
Number Exhausting Benefits		1,570	753	1,614	748	6,661	5,000	3,404
TRUST FUND								
Balance (in Millions) (\$)		\$ 1,873.30	\$ 2,066.38	\$ 1,850.00	\$ 2,118.54	\$ 1,971.51	\$ 2,067.71	\$ 2,141.38

<sup>1</sup> NTUR: Unemployment Compensation Amendment Of 1992 specifies that a 2 month average NTUR

\* Excludes WORKSHARE program

For current and historic UI reports, visit:

<http://www.oregon.gov/EMPLOY/BUDGET/UI/index.shtml>

UI Pub 102(01/09/2009)

<b>Week # :</b>	<b>5</b>
<b>Ending:</b>	<b>February 7, 2009</b>

	<b>This Week</b>	<b>Last Week</b>	<b>Cumulative YTD</b>
<b>EXTENDED BENEFITS (UI, UCFE, UCX)</b>			
Initial Claims (Excl. Liable)	5	25	31
Weeks Claimed (Excl. Liable)	19	4	11
Gross Amount of Payments (\$)	108	108	108
Number Exhausting Benefits	0	0	0

Oregon EB TUR Trigger "ON" 12/07/2008. Alaska "OFF" 10/11/08. RI = "ON" NC = "ON"

<b>Misc Additional Benefits</b>			
Initial Claims (Excl. Liable)	1	0	7
Weeks Claimed (Excl. Liable)	28	29	199
Gross Amount of Payments (\$)	0	0	0
Number Exhausting Benefits	0	0	0

<b>TRADE ADJUSTMENT ACT</b>			
Number of Active Petitions	93	2	3,957
Initial Claims	230	86	320
Weeks Claimed	6	6	38
Gross Amount of TRA Payments (\$)	1,912	1,968	12,996
Number Entered Training	0	2	17
Gross Amount of TAA Payments (\$)	566	2,605	193,824

Cumulative Count started 9/1/85.

<b>WORKSHARE PROGRAM</b>			
Initial Claims	0	904	2,544
Weeks Claimed	3,068	2,861	11,858
Gross Amount of Payments (\$)	265,078	224,863	869,350

<b>TRAINING UI (PTT)</b>			
Applications Accepted	154	148	529
Approved	121	118	449
Weeks Claimed	1,157	1,049	4,551
Gross Amount of Payments (\$)	399,750	686,429	1,978,923

<b>SUD</b>			
Initial Claims	1	1	1
Weeks Claimed	0	0	0
Gross Amount of Payments (\$)	0	0	0

<b>SELF EMPLOYMENT (SEA) MONTHLY</b>	<b>Jan 2009</b>	<b>Cumulative</b>
Referred	28	28
Enrolled	52	52
Completed	24	24
<b>Weeks Claimed</b>	<b>128</b>	<b>503</b>
<b>Gross Amount of Payments (\$)</b>	<b>49,033</b>	<b>205,733</b>

These are MONTHLY counts; data in **BOLD** is weekly.

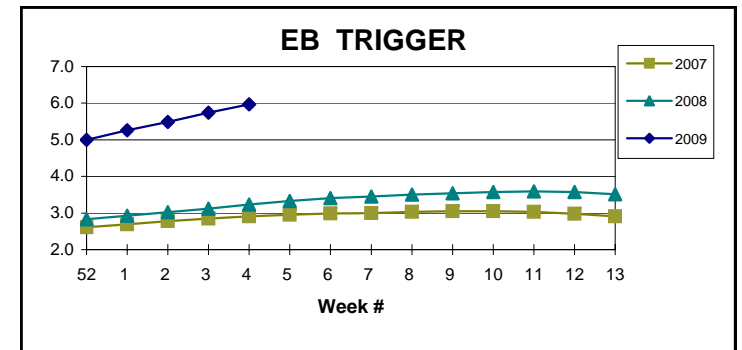
UI Programs & Methods

For current and historic UI reports, visit:

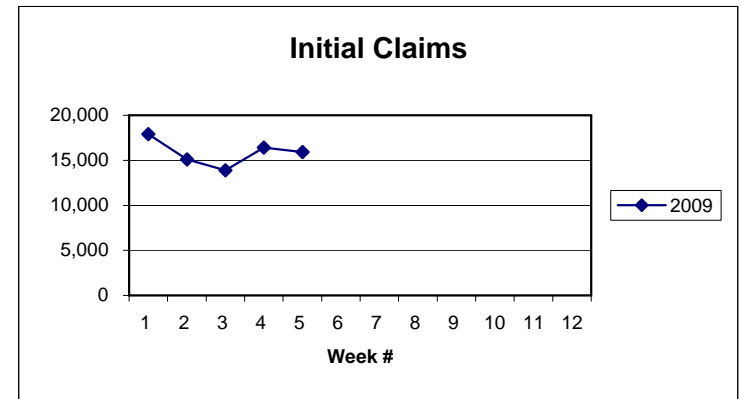
<http://www.oregon.gov/EMPLOY/BUDGET/UI/index.shtml>

<b>Current Week Overview:</b>	<b>Week# 5</b>
-------------------------------	----------------

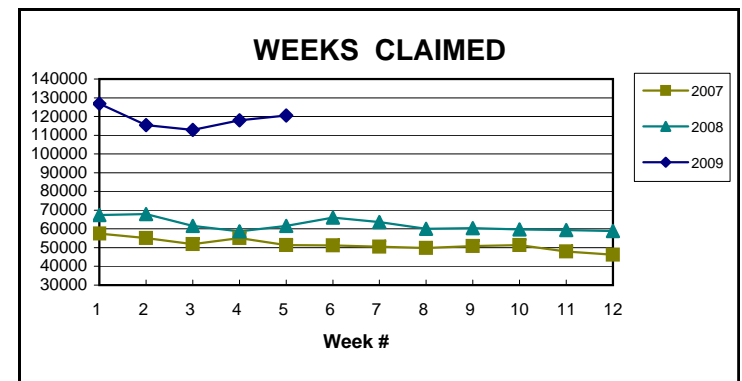
<b>EB Trigger:</b>	<b>5.97</b>
--------------------	-------------



<b>Initial Claims:</b>	<b>15,908</b>
------------------------	---------------



<b>Weeks Claimed:</b>	<b>120,612</b>
-----------------------	----------------



(503) 947-1679

UI Pub 102(01/09/2009)

**Week # :** 5  
**Ending:** February 7, 2009

	This Week	Last Week	Cumulative YTD
<b>DISASTER UNEMPLOYMENT ASSISTANCE (DUA)</b>			
Initial Claims	0	0	0
Weeks Claimed	0	0	0
Gross Amount of Payments (\$)	0	0	0
Insured	0	0	0
Self Employed	0	0	0
Number Exhausting Benefits	0	0	0

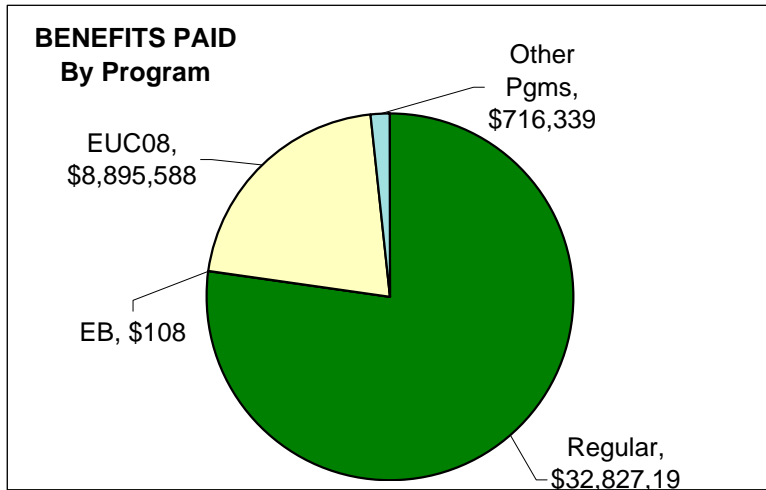
Announcement Date 12/12/2007

Cumulative Count started 12/22/2007

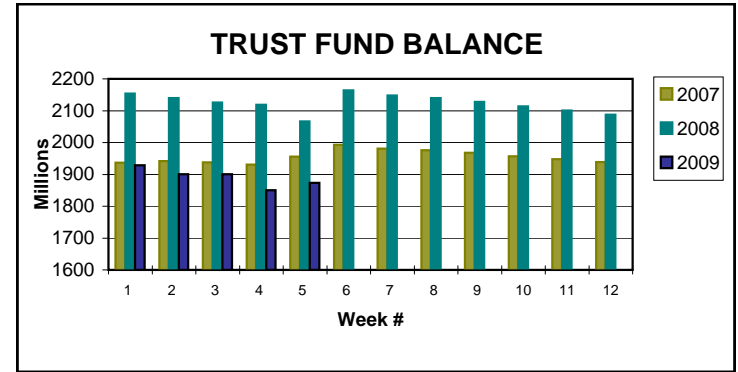
**EMERGENCY UNEMPLOYMENT COMPENSATION 08**

Initial Claims (Excl. Liable)	1,949	1,895	7,847
Weeks Claimed (Excl. Liable)	30,756	30,037	147,284
Gross Amount of Payments (\$)	8,895,588	8,747,481	42,565,022
Number Exhausting Benefits	727	983	10,689

EUC begins 07/06/2008



**Trust Fund Balance:** \$ 1,873.30



**Total Benefits Paid:** \$42,439,234

