

UNEMPLOYMENT INSURANCE STATISTICS

State of Oregon
EMPLOYMENT DEPARTMENT

UI Programs & Methods
Janet Orton
(503) 947-1679

LABOR FORCE DATA					This Month	Last Month	Last Year			
					Dec 2008	Nov2008	Dec 2007			
Oregon Civilian Labor Force					1,979,986	1,980,637	1,933,357			
Total Number Unemployed					174,819	154,572	104,853			
UNEMPLOYMENT RATES (CIVILIAN)										
Total Unemployment:										
Oregon					8.8	7.8	5.4			
National					7.1	6.5	6.5			
Seasonally Adjusted:										
Oregon					9.0	8.0	5.4			
National					7.2	6.7	5.0			
Week # :	6	THIS WEEK			LAST WEEK			This Month	Last Month	Last Year
Ending:	February 14, 2009	2009	2008	2009	2008	Dec 2008	Nov 2008	Dec 2007		
UNEMPLOYMENT RATES										
Insured Unemployment: Oregon		7.29	4.25	7.05	3.58	7.17	5.04	3.10		
EB Trigger		6.21	3.23	5.97	3.12					
Adjusted Insured Unemployment		7.19	3.80	6.95	3.72					
National Average TUR ¹		8.10	5.50	8.10	5.50					
REGULAR CLAIMS (UI, UCFE, UCX)					Dec 2008	Nov 2008	Dec 2007			
Initial Claims (Excl. Liable) ²		14,258	10,534	15,908	11,130	89,049	56,297	47,715		
Oregon - New		6,395	5,119	7,806	5,400	42,970	29,143	22,946		
Additional		7,343	5,154	7,570	5,483	43,853	25,397	23,594		
Interstate - Agent		520	261	532	247	2,226	1,757	1,175		
Interstate - Liable		326	213	327	230	1,579	1,114	996		
Weeks Claimed (Excl. Liable) ²		124,371	66,064	120,612	61,663	509,607	294,590	255,442		
Oregon		120,139	63,696	116,393	58,997	492,408	283,781	245,769		
Interstate - Agent		4,232	2,368	4,219	2,666	17,199	10,809	9,673		
Interstate - Liable		3,236	1,963	3,226	1,967	13,426	8,904	8,841		
New Combined Wage Claims		339	188	406	229	1,098	974	755		
Non-monetary Determinations & Redeter.		3,125	2,803	3,370	2,823	12,672	11,216	9,256		
PAYMENTS: REGULAR BENEFITS										
First Payments		6,968	4,298	7,468	4,044	39,936	20,226	18,576		
Checks Issued		118,952	61,702	115,750	57,583	458,553	264,753	233,697		
Gross Amount of Payments (\$) ²		33,511,946	16,825,408	32,827,199	15,452,259	132,304,065	74,283,570	63,679,881		
Average Check Amount (\$) ²		281.73	272.69	283.60	268.35	288.53	280.58	272.49		
Number Exhausting Benefits		1,798	839	1,570	753	6,661	5,000	3,404		
TRUST FUND										
Balance (in Millions) (\$)		\$ 1,843.00	\$ 2,163.37	\$ 1,873.30	\$ 2,066.38	\$ 1,971.51	\$ 2,067.71	\$ 2,141.38		

¹ NTUR: Unemployment Compensation Amendment Of 1992 specifies that a 2 month average NTUR

² Excludes WORKSHARE program

For current and historic UI reports, visit:

<http://www.oregon.gov/EMPLOY/BUDGET/UI/index.shtml>

UI Pub 102(01/09/2009)

Week # :	6
Ending:	February 14, 2009

	This Week	Last Week	Cumulative YTD
EXTENDED BENEFITS (UI, UCFE, UCX)			
Initial Claims (Excl. Liable)	7	5	43
Weeks Claimed (Excl. Liable)	24	19	54
Gross Amount of Payments (\$)	108	108	324
Number Exhausting Benefits	0	0	0

Oregon EB TUR Trigger "ON" 12/07/2008. Alaska "OFF" 10/11/08. RI = "ON" NC = "ON"

Misc Additional Benefits			
Initial Claims (Excl. Liable)	1	1	8
Weeks Claimed (Excl. Liable)	33	28	260
Gross Amount of Payments (\$)	0	0	0
Number Exhausting Benefits	0	0	0

TRADE ADJUSTMENT ACT			
Number of Active Petitions	32	93	4,082
Initial Claims	179	230	729
Weeks Claimed	7	6	51
Gross Amount of TRA Payments (\$)	2,987	1,912	17,895
Number Entered Training	2	0	19
Gross Amount of TAA Payments (\$)	0	566	194,390

Cumulative Count started 9/1/85.

WORKSHARE PROGRAM			
Initial Claims	625	551	4,271
Weeks Claimed	3,828	3,068	18,754
Gross Amount of Payments (\$)	308,793	265,078	1,443,221

TRAINING UI (PTT)			
Applications Accepted	190	154	873
Approved	106	121	676
Weeks Claimed	837	1,157	6,545
Gross Amount of Payments (\$)	423,852	399,750	2,802,525

SUD			
Initial Claims	0	1	1
Weeks Claimed	0	0	0
Gross Amount of Payments (\$)	0	0	0

SELF EMPLOYMENT (SEA) MONTHLY	Jan 2009		Cumulative
	Referred	28	
Enrolled	52	52	
Completed	24	24	
Weeks Claimed	143	128	774
Gross Amount of Payments (\$)	55,183	49,033	460,255

These are MONTHLY counts; data in **BOLD** is weekly.

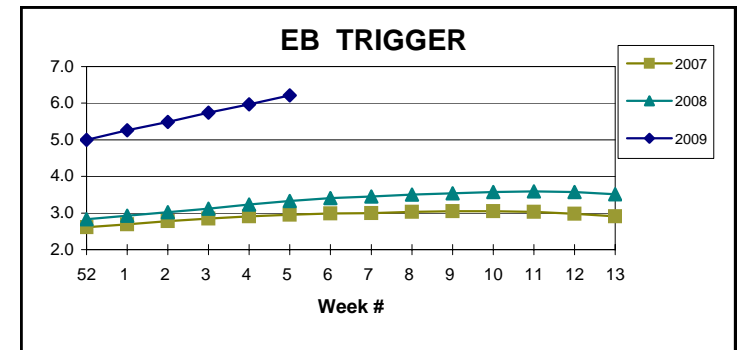
UI Programs & Methods

For current and historic UI reports, visit:

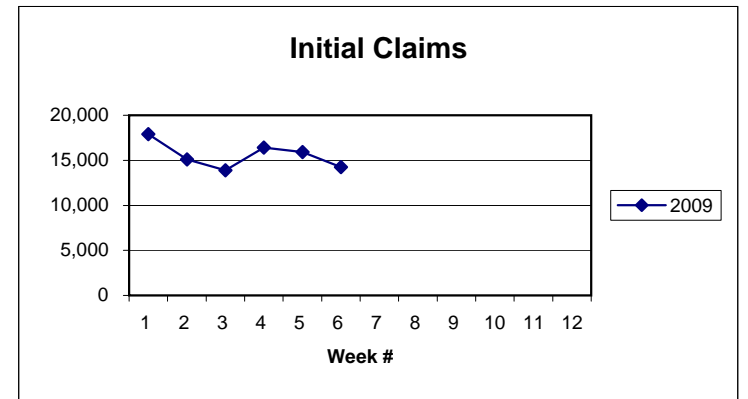
<http://www.oregon.gov/EMPLOY/BUDGET/UI/index.shtml>

Current Week Overview:	Week# 6
-------------------------------	----------------

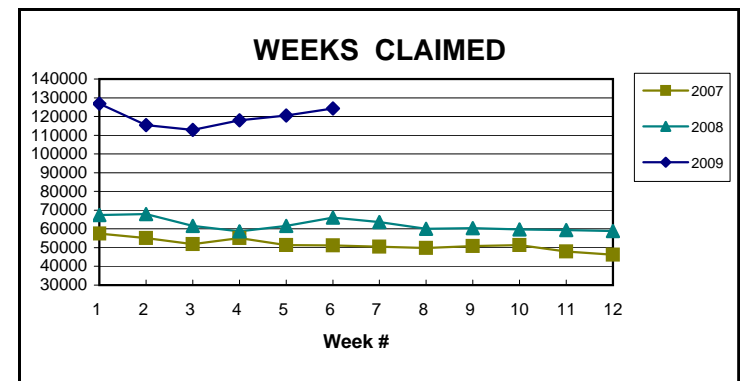
EB Trigger:	6.21
--------------------	-------------



Initial Claims:	14,258
------------------------	---------------



Weeks Claimed:	124,371
-----------------------	----------------



(503) 947-1679

UI Pub 102(01/09/2009)

Week # : 6
Ending: February 14, 2009

	This Week	Last Week	Cumulative YTD
DISASTER UNEMPLOYMENT ASSISTANCE (DUA)			
Initial Claims	0	0	0
Weeks Claimed	0	0	0
Gross Amount of Payments (\$)	0	0	0
Insured	0	0	0
Self Employed	0	0	0
Number Exhausting Benefits	0	0	0

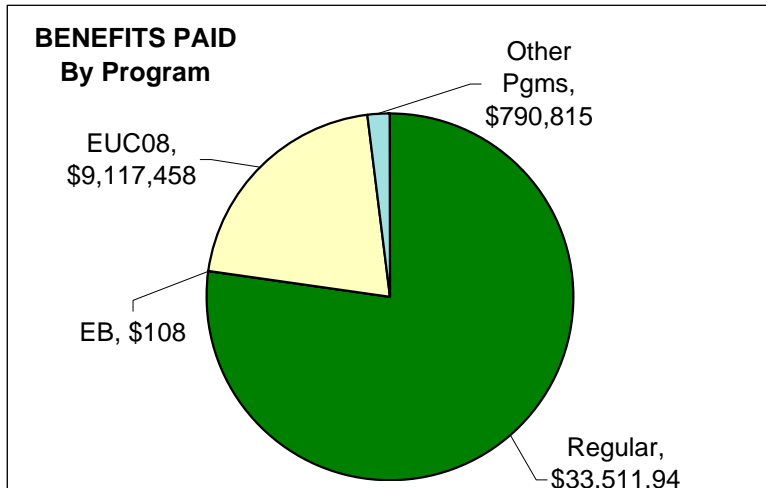
Announcement Date 12/12/2007

Cumulative Count started 12/22/2007

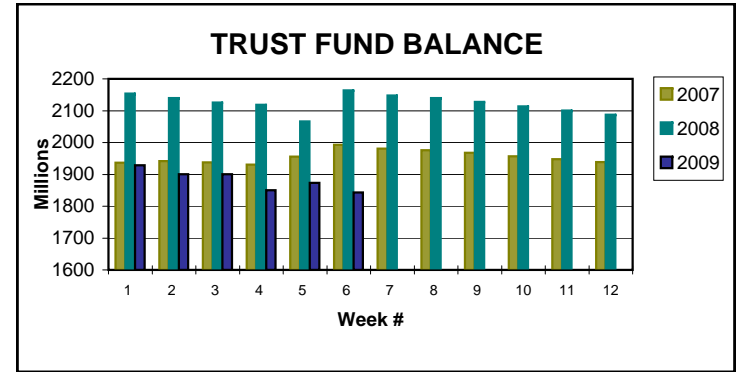
EMERGENCY UNEMPLOYMENT COMPENSATION 08

Initial Claims (Excl. Liable)	1,844	1,949	11,640
Weeks Claimed (Excl. Liable)	31,279	30,756	209,319
Gross Amount of Payments (\$)	9,117,458	8,895,588	60,578,068
Number Exhausting Tier 1 Benefits	785	727	12,201

EUC begins 07/06/2008



Trust Fund Balance: \$ 1,843.00



Total Benefits Paid: \$43,420,327

