

# UNEMPLOYMENT INSURANCE STATISTICS

State of Oregon  
**EMPLOYMENT DEPARTMENT**  
 UI Programs & Methods  
**Janet Orton**

☎ (503) 947-1679

✉ [janet.l.orton@state.or.us](mailto:janet.l.orton@state.or.us)

🌐 [www.WorkingInOregon.org](http://www.WorkingInOregon.org)

| LABOR FORCE DATA              |          | This Month | Last Month | Last Year |
|-------------------------------|----------|------------|------------|-----------|
|                               |          | Dec 2008   | Nov2008    | Dec 2007  |
| Oregon Civilian Labor Force   |          | 1,979,986  | 1,980,637  | 1,933,357 |
| Total Number Unemployed       |          | 174,819    | 154,572    | 104,853   |
| UNEMPLOYMENT RATES (CIVILIAN) |          |            |            |           |
|                               |          |            |            |           |
| Total Unemployment:           | Oregon   | 8.8        | 7.8        | 5.4       |
|                               | National | 7.1        | 6.5        | 6.5       |
| Seasonally Adjusted:          | Oregon   | 9.0        | 8.0        | 5.4       |
|                               | National | 7.2        | 6.7        | 5.0       |

| Week # :  | 7       | THIS WEEK         |               | LAST WEEK      |               | This Month        | Last Month        | Last Year        |          |
|---|---------|-------------------|---------------|----------------|---------------|-------------------|-------------------|------------------|----------|
|   | Ending: | February 21, 2009 | 2009          | 2008           | 2009          | 2008              | Jan 2009          | Dec 2008         | Jan 2008 |
| <b>UNEMPLOYMENT RATES</b>                         |         |                   |               |                |               |                   |                   |                  |          |
| Insured Unemployment: Oregon                      |         | 7.31              | 3.71          | 7.29           | 4.25          | 6.81              | 7.17              | 4.37             |          |
| EB Trigger  |         | 6.42              | 3.33          | 6.21           | 3.23          |                   |                   |                  |          |
| Adjusted Insured Unemployment                     |         | 7.50              | 3.90          | 7.19           | 3.80          |                   |                   |                  |          |
| National Average TUR <sup>1</sup>                 |         | 8.10              | 5.50          | 8.10           | 5.50          |                   |                   |                  |          |
| <b>REGULAR CLAIMS (UI, UCFE, UCX)</b>             |         |                   |               |                |               | <b>This Month</b> | <b>Last Month</b> | <b>Last Year</b> |          |
|   |         |                   |               |                |               | Jan 2009          | Dec 2008          | Jan 2008         |          |
| <b>Initial Claims (Excl. Liable) <sup>2</sup></b> |         | <b>12,641</b>     | <b>7,506</b>  | <b>14,258</b>  | <b>10,534</b> | <b>63,348</b>     | <b>73,094</b>     | <b>44,696</b>    |          |
| Oregon - New                                      |         | 5,479             | 3,855         | 6,395          | 5,119         | 37,343            | 35,664            | 26,094           |          |
| Additional  |         | 6,676             | 3,383         | 7,343          | 5,154         | 23,997            | 35,569            | 17,177           |          |
| Interstate - Agent                                |         | 486               | 268           | 520            | 261           | 2,008             | 1,861             | 1,425            |          |
| Interstate - Liable                               |         | 271               | 181           | 326            | 213           | 1,432             | 1,319             | 1,044            |          |
| <b>Weeks Claimed (Excl. Liable) <sup>2</sup></b>  |         | <b>124,658</b>    | <b>63,718</b> | <b>124,371</b> | <b>66,064</b> | <b>474,306</b>    | <b>384,147</b>    | <b>264,222</b>   |          |
| Oregon  |         | 120,811           | 61,203        | 120,139        | 63,696        | 458,676           | 370,954           | 252,939          |          |
| Interstate - Agent                                |         | 3,847             | 2,515         | 4,232          | 2,368         | 15,630            | 13,193            | 11,283           |          |
| Interstate - Liable                               |         | 3,302             | 1,963         | 3,236          | 1,963         | 12,172            | 10,513            | 8,207            |          |
| <b>New Combined Wage Claims</b>                   |         | <b>258</b>        | <b>173</b>    | <b>339</b>     | <b>188</b>    | <b>1,430</b>      | <b>917</b>        | <b>1,069</b>     |          |
| <b>Non-monetary Determinations &amp; Redeter.</b> |         | <b>2,283</b>      | <b>2,879</b>  | <b>3,125</b>   | <b>2,803</b>  | <b>14,126</b>     | <b>10,094</b>     | <b>11,630</b>    |          |
| <b>PAYMENTS: REGULAR BENEFITS</b>                 |         |                   |               |                |               |                   |                   |                  |          |
| First Payments                                    |         | 6,961             | 3,895         | 6,968          | 4,298         | 36,473            | 27,887            | 18,576           |          |
| Checks Issued                                     |         | 120,243           | 60,128        | 118,952        | 61,702        | 447,032           | 345,766           | 233,697          |          |
| Gross Amount of Payments (\$) <sup>2</sup>        |         | 34,341,851        | 16,274,178    | 33,511,946     | 16,825,408    | 128,553,305       | 99,158,247        | 63,679,881       |          |
| Average Check Amount (\$) <sup>2</sup>            |         | <b>285.60</b>     | <b>270.66</b> | <b>281.73</b>  | <b>272.69</b> | <b>287.57</b>     | <b>286.78</b>     | <b>272.49</b>    |          |
| Number Exhausting Benefits                        |         | 1,790             | 792           | 1,798          | 839           | 6,598             | 5,338             | 3,404            |          |
| <b>TRUST FUND</b>                                 |         |                   |               |                |               |                   |                   |                  |          |
| Balance (in Millions) (\$)                        |         | \$ 1,808.87       | \$ 2,148.23   | \$ 1,843.00    | \$ 2,163.37   | \$ 1,971.51       | \$ 1,971.50       | \$ 2,141.38      |          |

<sup>1</sup> NTUR: Unemployment Compensation Amendment of 1992 specifies that a 2 month average NTUR

<sup>2</sup> Excludes WORKSHARE program

For current and historic UI reports, visit:

<http://www.oregon.gov/EMPLOY/BUDGET/UI/index.shtml>

|                 |                          |
|-----------------|--------------------------|
| <b>Week # :</b> | <b>7</b>                 |
| <b>Ending:</b>  | <b>February 21, 2009</b> |

|  | <b>This Week</b> | <b>Last Week</b> | <b>Cumulative</b> |
|--|------------------|------------------|-------------------|
| <b>EXTENDED BENEFITS (UI, UCFE, UCX)</b> |                  |                  | <b>YTD</b>        |
| Initial Claims (Excl. Liable)            | 22               | 7                | 65                |
| Weeks Claimed (Excl. Liable)             | 54               | 24               | 110               |
| Gross Amount of Payments (\$)            | 108              | 108              | 432               |
| Number Exhausting Benefits               | 0                | 0                | 0                 |

Oregon EB TUR Trigger "ON" 12/07/08.

For a list of states ON EB, visit:

[http://www.workforcesecurity.doleta.gov/unemploy/claims\\_arch.asp](http://www.workforcesecurity.doleta.gov/unemploy/claims_arch.asp)

#### Misc Additional Benefits

|                               |    |    |     |
|-------------------------------|----|----|-----|
| Initial Claims (Excl. Liable) | 1  | 1  | 14  |
| Weeks Claimed (Excl. Liable)  | 24 | 33 | 239 |
| Gross Amount of Payments (\$) | 0  | 0  | 0   |
| Number Exhausting Benefits    | 0  | 0  | 0   |

#### TRADE ADJUSTMENT ACT

|                                   |       |       |        |
|-----------------------------------|-------|-------|--------|
| Number of Active Petitions        | 92    | 32    | 4,174  |
| Initial Claims                    | 76    | 179   | 763    |
| Weeks Claimed                     | 10    | 7     | 55     |
| Gross Amount of TRA Payments (\$) | 3,588 | 2,987 | 19,774 |
| Number Entered Training           | 4     | 2     | 10     |
| Gross Amount of TAA Payments (\$) | 615   | 0     | 9,270  |

Cumulative Count started 9/1/85.

#### WORKSHARE PROGRAM

|                               |         |         |           |
|-------------------------------|---------|---------|-----------|
| Initial Claims                | 518     | 625     | 4,084     |
| Weeks Claimed                 | 4,251   | 3,828   | 21,097    |
| Gross Amount of Payments (\$) | 378,195 | 308,793 | 1,706,756 |

#### TRAINING UI (PTT)

|                               |         |         |           |
|-------------------------------|---------|---------|-----------|
| Applications Accepted         | 167     | 190     | 1,012     |
| Approved                      | 66      | 106     | 722       |
| Weeks Claimed                 | 1,290   | 837     | 7,024     |
| Gross Amount of Payments (\$) | 428,611 | 423,852 | 2,935,917 |

#### SUD

|                               |   |   |   |
|-------------------------------|---|---|---|
| Initial Claims                | 0 | 0 | 2 |
| Weeks Claimed                 | 0 | 0 | 0 |
| Gross Amount of Payments (\$) | 0 | 0 | 0 |

#### SELF EMPLOYMENT (SEA) MONTHLY

|                                      | <b>Jan 2009</b> | <b>Cumulative</b> |
|--------------------------------------|-----------------|-------------------|
| Referred                             | 28              | 28                |
| Enrolled                             | 52              | 52                |
| Completed                            | 24              | 24                |
| <b>Weeks Claimed</b>                 | <b>131</b>      | <b>143</b>        |
| <b>Gross Amount of Payments (\$)</b> | <b>51,852</b>   | <b>55,183</b>     |
|                                      |                 | <b>512,107</b>    |

These are MONTHLY counts; data in **BOLD** is weekly.

UI Programs & Methods

For current and historic UI reports, visit:

<http://www.oregon.gov/EMPLOY/BUDGET/UI/index.shtml>



(503) 947-1679

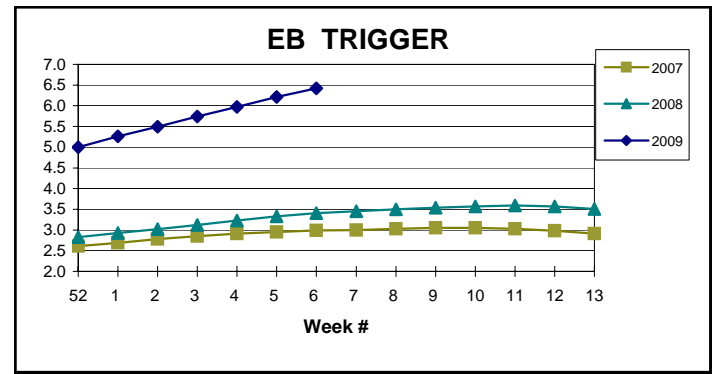


[janet.l.orton@state.or.us](mailto:janet.l.orton@state.or.us)

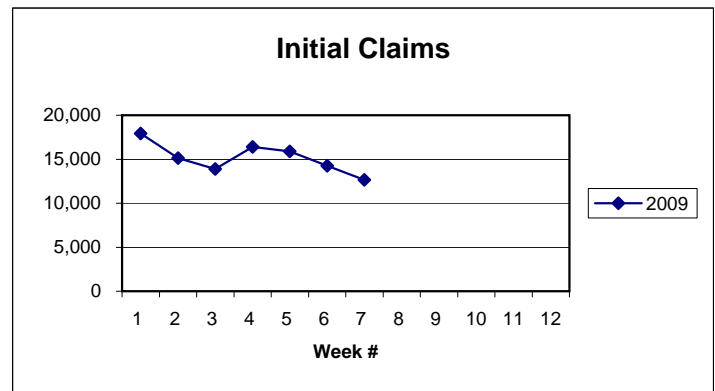
Current Week Overview:

Week# 7

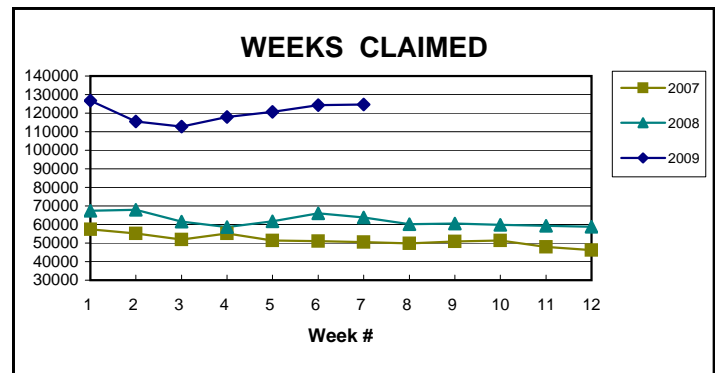
EB Trigger: 6.42



Initial Claims: 12,641



Weeks Claimed: 124,658



**Week # :** 7  
**Ending:** February 21, 2009

|   | This Week | Last Week | Cumulative |
|---|-----------|-----------|------------|
| <b>DISASTER UNEMPLOYMENT ASSISTANCE (DUA)</b> | YTD       |           |            |
| Initial Claims                                | 0         | 0         | 0          |
| Weeks Claimed                                 | 0         | 0         | 0          |
| Gross Amount of Payments (\$)                 | 0         | 0         | 0          |
| Insured                                       | 0         | 0         | 0          |
| Self Employed                                 | 0         | 0         | 0          |
| Number Exhausting Benefits                    | 0         | 0         | 0          |

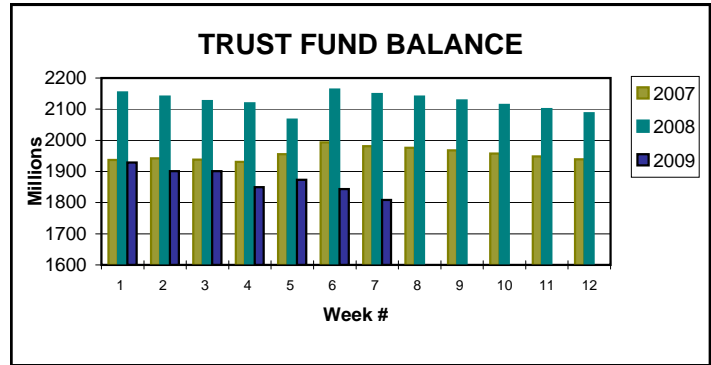
Announcement Date 12/12/2007

**EMERGENCY UNEMPLOYMENT COMPENSATION 08**

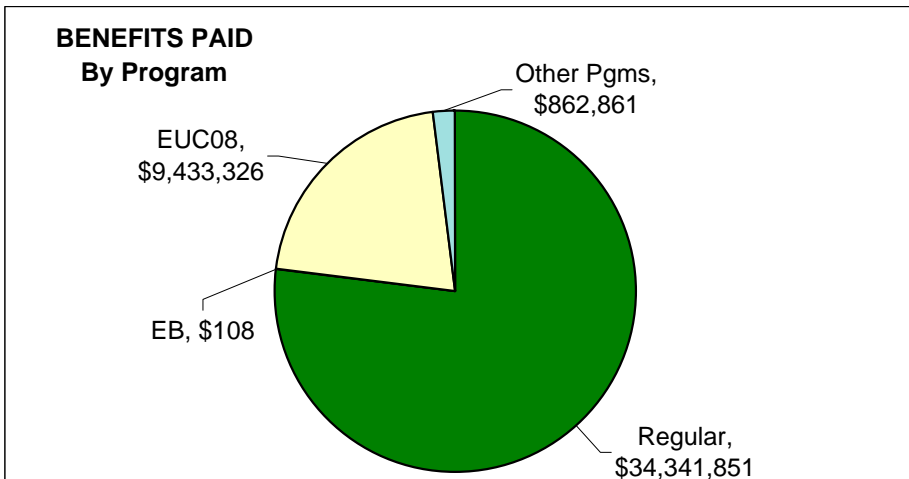
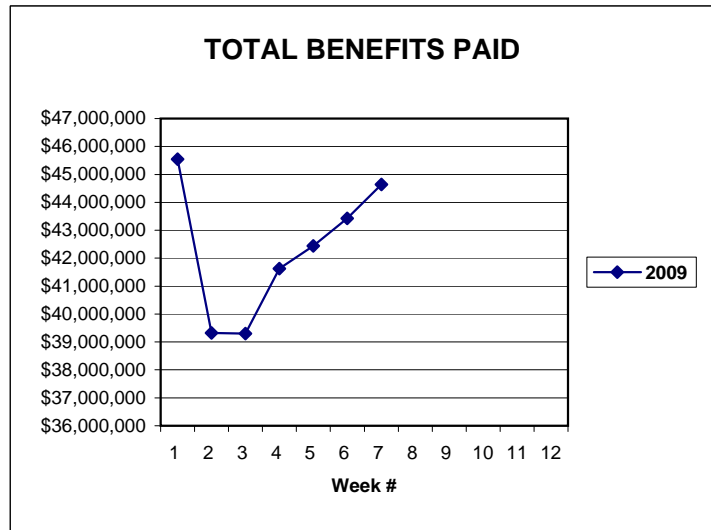
|                                   |           |           |            |
|-----------------------------------|-----------|-----------|------------|
| Initial Claims (Excl. Liab)       | 1,832     | 1,844     | 13,654     |
| Weeks Claimed (Excl. Liab)        | 31,999    | 31,279    | 212,477    |
| Gross Amount of Payments (\$)     | 9,433,326 | 9,117,458 | 61,814,411 |
| Number Exhausting Tier 1 Benefits | 703       | 785       | 12,663     |

EUC begins 07/06/2008

**Trust Fund Balance:** \$ 1,808.87



**Total Benefits Paid:** \$44,638,146



UI Programs & Methods

For current and historic UI reports, visit:

<http://www.oregon.gov/EMPLOY/BUDGET/UI/index.shtml>



(503) 947-1679



[janet.l.orton@state.or.us](mailto:janet.l.orton@state.or.us)