

UNEMPLOYMENT INSURANCE STATISTICS

State of Oregon
EMPLOYMENT DEPARTMENT
 UI Programs & Methods
Janet Orton

(503) 947-1679

janet.l.orton@state.or.us

www.WorkingInOregon.org

LABOR FORCE DATA	This Month	Last Month	Last Year
	Jan 2009	Dec 2008	Jan 2008
Oregon Civilian Labor Force	1,977,906	1,973,852	1,928,448
Total Number Unemployed	214,809	173,121	114,957

UNEMPLOYMENT RATES (CIVILIAN)		Labor Force & Rate Data: www.QualityInfo.org		
Total Unemployment:	Oregon	10.9	8.8	6.0
	National	8.5	7.1	5.4
Seasonally Adjusted:	Oregon	9.9	8.3	5.3
	National	7.6	7.2	4.9

Week # : 8
 Ending: February 28, 2009

	THIS WEEK		LAST WEEK		This Month	Last Month	Last Year
	2009	2008	2009	2008	Jan 2009	Dec 2008	Jan 2008
UNEMPLOYMENT RATES							
Insured Unemployment: Oregon	7.45	3.50	7.31	3.71	6.81	7.17	4.37
EB Trigger	6.65	3.41	6.42	3.33			
Adjusted Insured Unemployment	7.73	3.98	7.50	3.90			
National Average TUR ¹	8.10	5.50	8.10	5.50			
REGULAR CLAIMS (UI, UCFE, UCX)					Jan 2009	Dec 2008	Jan 2008
Initial Claims (Excl. Liable) ²	16,423	4,295	12,641	7,506	63,348	73,094	44,696
Oregon - New	8,263	3,695	5,479	3,855	37,343	35,664	26,094
Additional	7,823	372	6,676	3,383	23,997	35,569	17,177
Interstate - Agent	337	228	486	268	2,008	1,861	1,425
Interstate - Liable	336	181	271	181	1,432	1,319	1,044
Weeks Claimed (Excl. Liable) ²	127,015	60,104	124,658	63,718	474,306	384,147	264,222
Oregon	122,188	57,817	120,811	61,203	458,676	370,954	252,939
Interstate - Agent	4,827	2,287	3,847	2,515	15,630	13,193	11,283
Interstate - Liable	3,341	1,891	3,302	1,963	12,172	10,513	8,207
New Combined Wage Claims	312	159	258	173	1,430	917	1,069
Non-monetary Determinations & Redeter.	2,961	2,220	2,283	2,879	14,126	10,094	11,630
PAYMENTS: REGULAR BENEFITS							
First Payments	6,068	3,263	6,961	3,895	36,473	27,887	18,576
Checks Issued	122,254	56,823	120,243	60,128	447,032	345,766	233,697
Gross Amount of Payments (\$) ²	34,838,445	15,220,332	34,341,851	16,274,178	128,553,305	99,158,247	63,679,881
Average Check Amount (\$) ²	284.97	267.86	285.60	270.66	287.57	286.78	272.49
Number Exhausting Benefits	1,737	814	1,790	792	6,598	5,338	3,404
TRUST FUND							
Balance (in Millions) (\$)	\$ 1,773.46	\$ 2,140.03	\$ 1,808.87	\$ 2,148.23	\$ 1,971.51	\$ 1,971.50	\$ 2,141.38

¹ NTUR: Unemployment Compensation Amendment Of 1992 specifies that a 2 month average NTUR

² Excludes WORKSHARE program

For current and historic UI reports, visit:

<http://www.oregon.gov/EMPLOY/BUDGET/UI/index.shtml>

Week # :	8
Ending:	February 28, 2009

	This Week	Last Week	Cumulative
EXTENDED BENEFITS (UI, UCFE, UCX)			YTD
Initial Claims (Excl. Liable)	44	22	109
Weeks Claimed (Excl. Liable)	49	54	159
Gross Amount of Payments (\$)	1,772	108	2,204
Number Exhausting Benefits	0	0	0

Oregon EB TUR Trigger "ON" 12/07/08.

For a list of states ON EB, visit:

http://www.workforcesecurity.doleta.gov/unemploy/claims_arch.asp

Misc Additional Benefits

Initial Claims (Excl. Liable)	1	1	15
Weeks Claimed (Excl. Liable)	33	24	272
Gross Amount of Payments (\$)	0	0	0
Number Exhausting Benefits	0	0	0

TRADE ADJUSTMENT ACT

Number of Active Petitions	51	92	387
Initial Claims	28	76	791
Weeks Claimed	6	10	61
Gross Amount of TRA Payments (\$)	1,968	3,588	21,742
Number Entered Training	1	4	11
Gross Amount of TAA Payments (\$)	5,102	615	14,373

Cumulative Count started 9/1/85.

WORKSHARE PROGRAM

Initial Claims	507	518	4,591
Weeks Claimed	4,352	4,251	25,449
Gross Amount of Payments (\$)	353,593	378,195	2,060,349

TRAINING UI (PTT)

Applications Accepted	211	167	1,223
Approved	128	66	850
Weeks Claimed	1,344	1,290	8,368
Gross Amount of Payments (\$)	446,671	428,611	3,382,588

SUD

Initial Claims	0	0	2
Weeks Claimed	0	0	0
Gross Amount of Payments (\$)	0	0	0

SELF EMPLOYMENT (SEA) MONTHLY

	Jan 2009	Cumulative
Referred	40	68
Enrolled	49	101
Completed	10	34
Weeks Claimed	143	131
Gross Amount of Payments (\$)	56,920	51,852
		569,027

These are MONTHLY counts; data in **BOLD** is weekly.

UI Programs & Methods

For current and historic UI reports, visit:

<http://www.oregon.gov/EMPLOY/BUDGET/UI/index.shtml>



(503) 947-1679

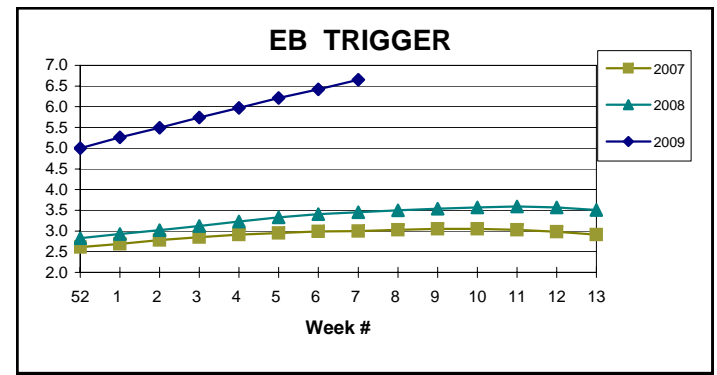


janet.l.orton@state.or.us

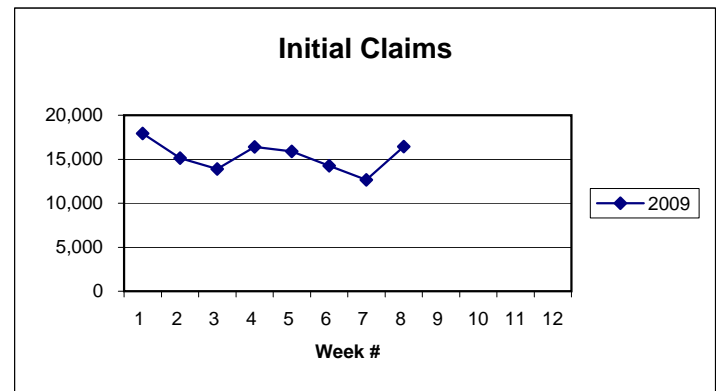
Current Week Overview:

Week# 8

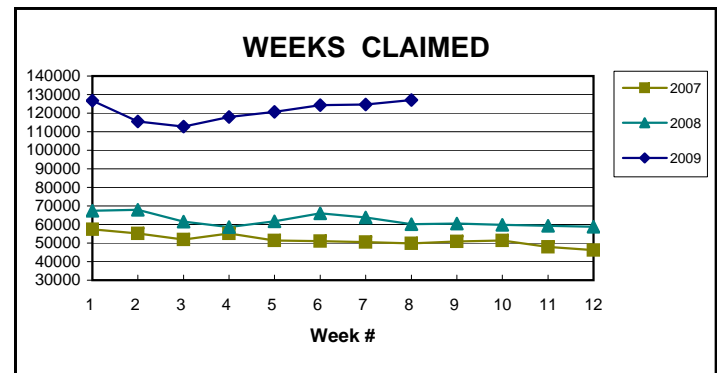
EB Trigger: 6.65



Initial Claims: 16,423



Weeks Claimed: 127,015



Week # : 8
Ending: February 28, 2009

	This Week	Last Week	Cumulative
DISASTER UNEMPLOYMENT ASSISTANCE (DUA)	YTD		
Initial Claims	0	0	0
Weeks Claimed	0	0	0
Gross Amount of Payments (\$)	0	0	0
Insured	0	0	0
Self Employed	0	0	0
Number Exhausting Benefits	0	0	0

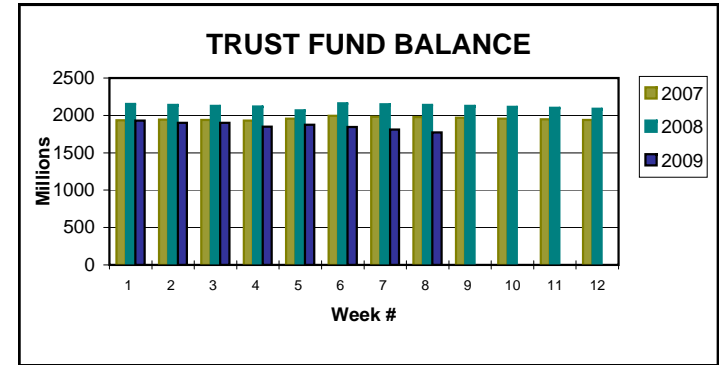
Announcement Date 12/12/2007

EMERGENCY UNEMPLOYMENT COMPENSATION 08

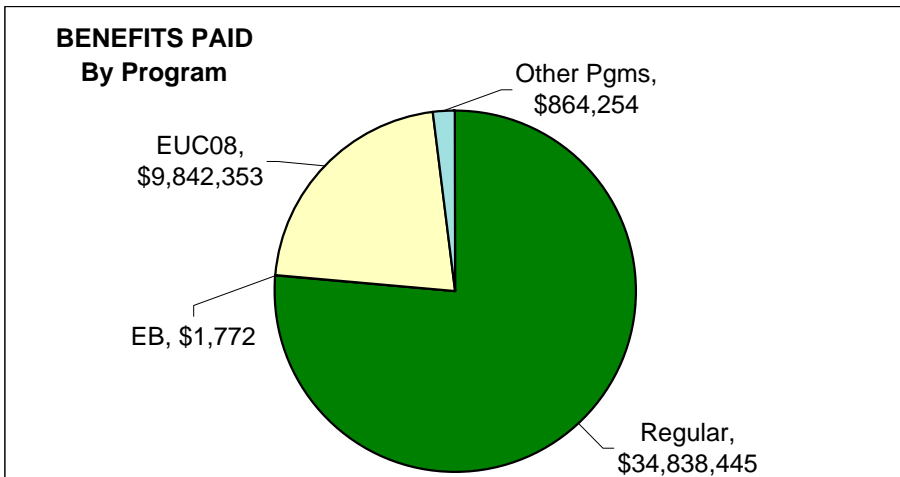
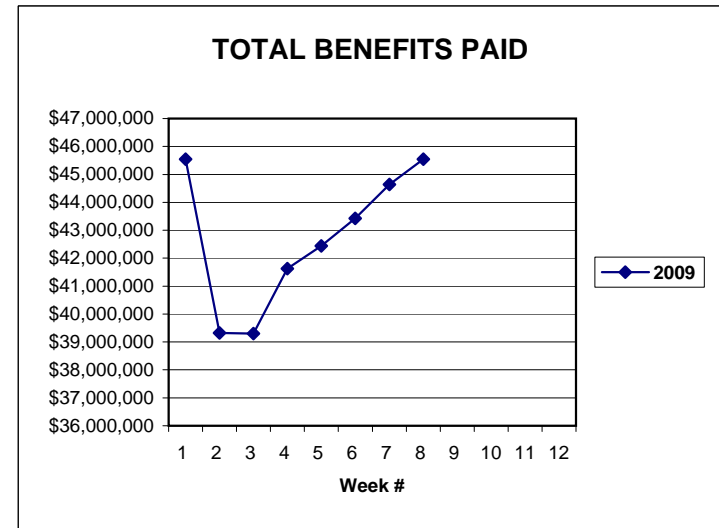
Initial Claims (Excl. Liable)	2,169	1,832	15,823
Weeks Claimed (Excl. Liable)	33,879	31,999	246,356
Gross Amount of Payments (\$)	9,842,353	9,433,326	71,656,764
Number Exhausting Tier 1 Benefits	608	703	13,271
Number Exhausting Tier 2 Benefits	104	22	126

EUC begins 07/06/2008

Trust Fund Balance: \$ 1,773.46



Total Benefits Paid: \$45,546,824



UI Programs & Methods

For current and historic UI reports, visit:

<http://www.oregon.gov/EMPLOY/BUDGET/UI/index.shtml>



(503) 947-1679



janet.l.orton@state.or.us