

UNEMPLOYMENT INSURANCE STATISTICS

State of Oregon
EMPLOYMENT DEPARTMENT
 UI Programs & Methods
Janet Orton
 (503) 947-1679
 janet.l.orton@state.or.us
 www.WorkingInOregon.org

LABOR FORCE DATA		This Month	Last Month	Last Year
		Jan 2009	Dec 2008	Jan 2008
Oregon Civilian Labor Force		1,977,906	1,973,852	1,928,448
Total Number Unemployed		214,809	173,121	114,957

UNEMPLOYMENT RATES (CIVILIAN)		Labor Force & Rate Data: www.QualityInfo.org		
Total Unemployment:	Oregon	10.9	8.8	6.0
	National	8.5	7.1	5.4
Seasonally Adjusted:	Oregon	9.9	8.3	5.3
	National	7.6	7.2	4.9

Week # : 9
Ending: March 7, 2009

	THIS WEEK		LAST WEEK		This Month	Last Month	Last Year
	2009	2008	2009	2008	Feb 2009	Jan 2008	Feb 2008
UNEMPLOYMENT RATES							
Insured Unemployment: Oregon	7.66	3.52	7.45	3.50	7.43	6.81	3.55
EB Trigger	6.81	3.45	6.65	3.41			
Adjusted Insured Unemployment	7.89	4.01	7.73	3.98			
National Average TUR ¹	8.10	5.50	8.10	5.50			
REGULAR CLAIMS (UI, UCFE, UCX)							
					Feb 2009	Jan 2008	Feb 2008
Initial Claims (Excl. Liable) ²	15,310	7,773	16,423	4,295	59,270	63,348	35,119
Oregon - New	6,745	3,656	8,263	3,695	27,943	37,343	17,316
Additional	8,096	3,905	7,823	372	29,412	23,997	16,834
Interstate - Agent	469	212	337	228	1,915	2,008	969
Interstate - Liable	372	193	336	181	1,260	1,432	797
Weeks Claimed (Excl. Liable) ²	130,538	60,480	127,015	60,104	496,656	474,306	252,207
Oregon	126,099	58,025	122,188	57,817	479,531	458,676	242,049
Interstate - Agent	4,439	2,455	4,827	2,287	17,125	15,630	10,158
Interstate - Liable	3,420	1,876	3,341	1,891	13,105	12,172	7,738
New Combined Wage Claims	291	167	312	159	1,315	1,430	735
Non-monetary Determinations & Redeter.	3,035	2,826	2,961	2,220	11,739	14,126	11,312
PAYMENTS: REGULAR BENEFITS							
First Payments	6,226	3,149	6,068	3,263	27,465	36,473	14,944
Checks Issued	126,952	57,791	122,254	56,823	477,199	447,032	238,098
Gross Amount of Payments (\$) ^{2,4}	39,338,612	15,387,127	34,838,445	15,220,332	135,519,441	128,553,305	64,105,675
Regular Benefit Payments (\$)	36,453,812	15,387,127	34,838,445	15,220,332	135,519,441	128,553,305	64,105,675
Regular Federal Additional Compensation (\$) ³	2,884,800	0	0	0	0	0	0
Average Check Amount (\$) ^{2,4}	309.87	266.25	284.97	267.86	283.99	287.57	269.24
Number Exhausting Benefits	1,743	782	1,737	814	6,835	6,598	3,243
TRUST FUND							
Balance (in Millions) (\$)	\$ 1,745.75	\$ 2,127.88	\$ 1,773.46	\$ 2,140.03	\$ 1,773.46	\$ 1,971.50	\$ 2,127.88

¹ NTUR: Unemployment Compensation Amendment Of 1992 specifies that a 2 month average NTUR be used to determine duration levels.

² Excludes WORKSHARE program

³ Federal Additional Compensation program start 3/2/2009 - Adds and additional \$25 to all claims

⁴ Includes FAC Payments

For current and historic UI reports, visit:

<http://www.oregon.gov/EMPLOY/BUDGET/UI/index.shtml>

Week # :	9
Ending:	March 7, 2009

	This Week	Last Week	Cumulative
EXTENDED BENEFITS (UI, UCFE, UCX)			YTD
Initial Claims (Excl. Liable)	63	44	172
Weeks Claimed (Excl. Liable)	108	49	267
Gross Amount of Payments (\$) ⁴	6,747	1,772	8,951
EB Benefit Payments (\$)	5,547	1,772	7,751
EB Federal Additional Compensation (\$) ³	1,200	0	1,200
Number Exhausting Benefits	0	0	0

Oregon HEB Trigger "ON" 02/15/2009.

For a list of states ON EB, visit:

http://www.workforcesecurity.doleta.gov/unemploy/claims_arch.asp

Misc Additional Benefits			
Initial Claims (Excl. Liable)	1	1	16
Weeks Claimed (Excl. Liable)	21	33	293
Gross Amount of Payments (\$)	0	0	0
Number Exhausting Benefits	0	0	0

TRADE ADJUSTMENT ACT			
Number of Active Petitions	6	51	393
Initial Claims	111	28	902
Weeks Claimed	8	6	69
Gross Amount of TRA Payments (\$) ⁴	2,953	1,968	24,095
TRA Benefit Payments (\$)	2,778	1,968	23,920
TRA Federal Additional Compensation (\$) ³	175	0	175
Number Entered Training	2	1	13
Gross Amount of TAA Payments (\$)	654	5,102	15,026

WORKSHARE PROGRAM			
Initial Claims	961	518	5,552
Weeks Claimed	4,683	4,251	30,132
Gross Amount of Payments (\$)	549,820	378,195	2,610,169

TRAINING UI (PTT)			
Applications Accepted	141	211	1,364
Approved	110	128	960
Weeks Claimed	1,410	1,344	9,778
Gross Amount of Payments (\$)	506,451	446,671	3,889,039

SUD			
Initial Claims	0	0	0
Weeks Claimed	0	0	0
Gross Amount of Payments (\$)	0	0	0

SELF EMPLOYMENT (SEA) MONTHLY ⁵	Feb 2009		Cumulative
	Referred	40	
Enrolled	49	101	
Completed	10	34	
Weeks Claimed	1,199	143	151
Gross Amount of Payments (\$)	481,361	56,920	62,640

³ Federal Additional Compensation program start 3/2/2009 - Adds and additional \$25 to all claims

⁴ Includes FAC Payments ⁵ These are MONTHLY counts; data in **BOLD** is weekly.

UI Programs & Methods

For current and historic UI reports, visit:

<http://www.oregon.gov/EMPLOY/BUDGET/UI/index.shtml>



(503) 947-1679

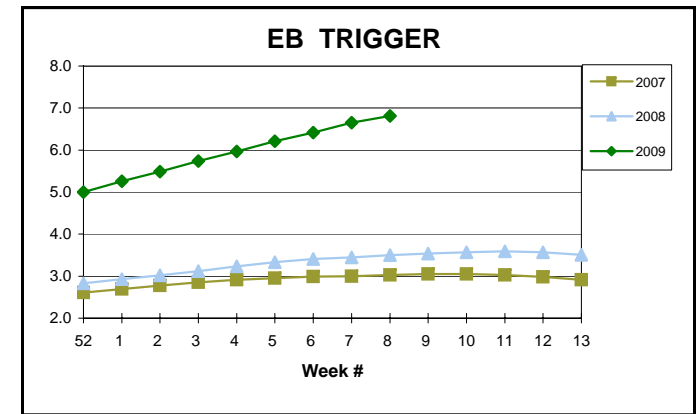


janet.l.orton@state.or.us

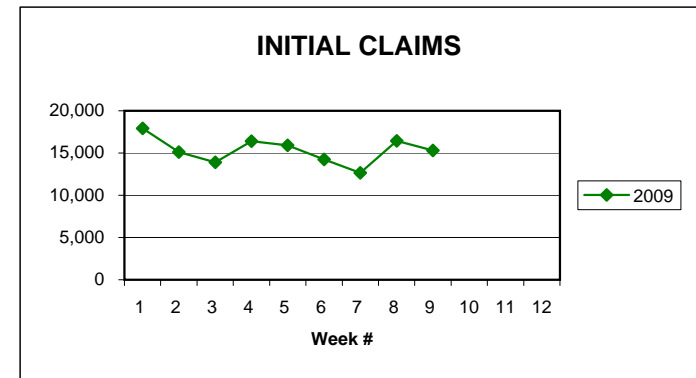
Current Week Overview:

Week# 9

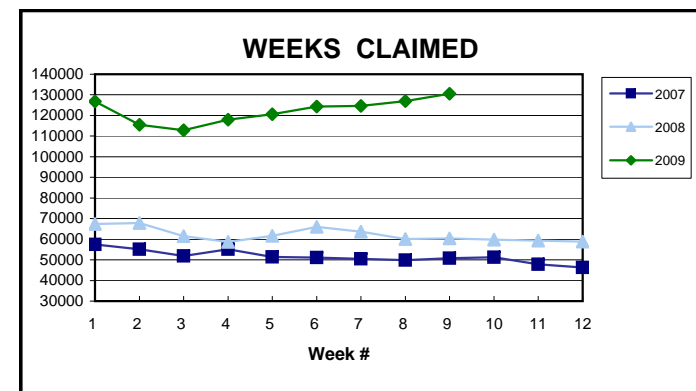
EB Trigger: 6.81



Initial Claims: 15,310



Weeks Claimed: 130,538



Week # : 9
Ending: March 7, 2009

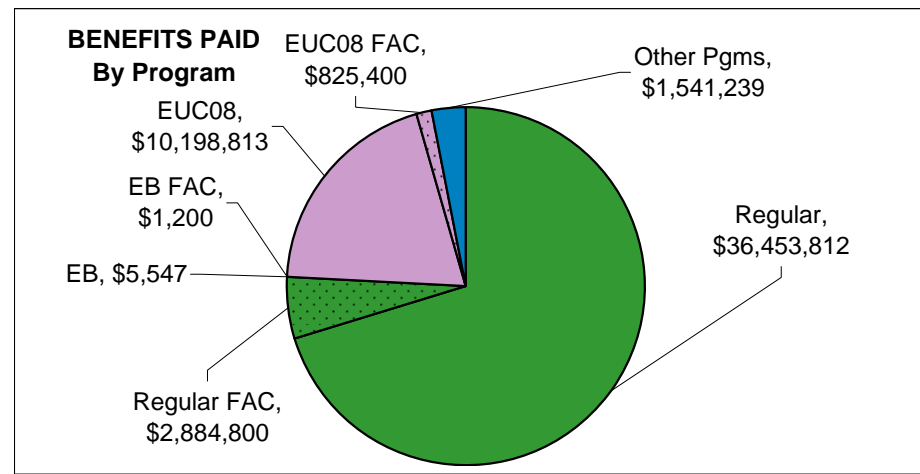
	This Week	Last Week	Cumulative
DISASTER UNEMPLOYMENT ASSISTANCE (DUA)	YTD		
Initial Claims	0	0	0
Weeks Claimed	0	0	0
Gross Amount of Payments (\$)	0	0	0
Insured	0	0	0
Self Employed	0	0	0
Number Exhausting Benefits	0	0	0

Announcement Date 12/12/2007

EMERGENCY UNEMPLOYMENT COMPENSATION 08

Initial Claims (Excl. Liable)	1,996	2,169	17,819
Weeks Claimed (Excl. Liable)	34,562	33,879	280,918
Gross Amount of Payments (\$) ⁴	11,024,213	9,842,353	82,680,977
EUC Benefit Payments (\$)	10,198,813	9,842,353	81,855,577
EUC Federal Additional Compensation (\$) ³	825,400	0	825,400
Number Exhausting Tier 1 Benefits	838	608	14,330
Number Exhausting Tier 2 Benefits	105	104	217

EUC begins 07/06/2008



³ Federal Additional Compensation program start 3/2/2009 - Adds and additional \$25 to all claims

⁴ Includes FAC Payments

UI Programs & Methods

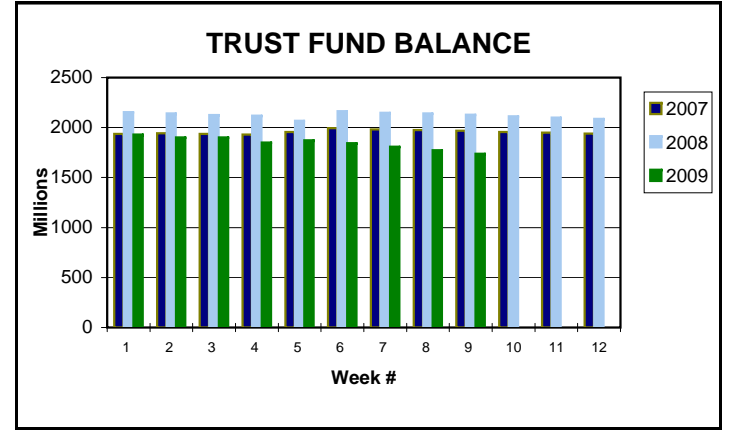
For current and historic UI reports, visit:

<http://www.oregon.gov/EMPLOY/BUDGET/UI/index.shtml>

(503) 947-1679

janet.l.orton@state.or.us

Trust Fund Balance: \$ 1,739.64



Total Benefits Paid: \$51,910,811

