

UNEMPLOYMENT INSURANCE STATISTICS

State of Oregon
EMPLOYMENT DEPARTMENT

UI Programs & Methods

Janet Orton

☎ (503) 947-1679

✉ janet.l.orton@state.or.us

🌐 www.WorkingInOregon.org

LABOR FORCE DATA

	This Month	Last Month	Last Year
	Feb 2009	Jan 2008	Feb 2008
Oregon Civilian Labor Force	1,990,337	1,975,599	1,925,348
Total Number Unemployed	236,286	211,979	115,714

UNEMPLOYMENT RATES (CIVILIAN) (%)

		Labor Force & Rate Data: www.QualityInfo.org		
Total Unemployment:	Oregon	11.9	10.7	6.0
	National	8.9	8.5	5.2
Seasonally Adjusted:	Oregon	10.8	9.8	5.4
	National	8.1	7.6	4.8

Week # :	10
Ending:	March 14, 2009

		THIS WEEK		LAST WEEK		This Month	Last Month	Last Year
		2009	2008	2009	2008	Feb 2009	Jan 2008	Feb 2008

UNEMPLOYMENT RATES (%)	2009	2008	2009	2008	This Month	Last Month	Last Year
					Feb 2009	Jan 2008	Feb 2008
Insured Unemployment: Oregon	7.43	3.48	7.66	3.52	7.43	6.81	3.55
EB Trigger	6.99	3.50	6.81	3.45			
Adjusted Insured Unemployment	8.07	4.06	7.89	4.01			
National Average TUR ¹	8.70	5.50	8.10	5.50			

REGULAR CLAIMS (UI, UC FE, UCX)

					This Month	Last Month	Last Year
					Feb 2009	Jan 2008	Feb 2008
Initial Claims (Excl. Liable) ²	13,127	7,754	15,310	7,773	59,270	63,348	35,119
Oregon - New	5,575	3,852	6,745	3,656	27,943	37,343	17,316
Additional	7,099	3,639	8,096	3,905	29,412	23,997	16,834
Interstate - Agent	453	263	469	212	1,915	2,008	969
Interstate - Liable	295	157	372	193	1,260	1,432	797
Weeks Claimed (Excl. Liable) ²	129,985	59,778	130,538	60,480	496,656	474,306	252,207
Oregon	125,585	57,221	126,099	58,025	479,531	458,676	242,049
Interstate - Agent	4,400	2,557	4,439	2,455	17,125	15,630	10,158
Interstate - Liable	3,491	1,852	3,420	1,876	13,105	12,172	7,738
New Combined Wage Claims	265	136	291	167	1,315	1,430	735
Non-monetary Determinations & Redeter.	3,175	2,679	3,035	2,826	11,739	14,126	11,312

PAYMENTS: REGULAR BENEFITS

					This Month	Last Month	Last Year
					Feb 2009	Jan 2008	Feb 2008
First Payments	5,648	2,944	6,226	3,149	27,465	36,473	14,944
Checks Issued	126,102	57,288	126,952	57,791	477,199	447,032	238,098
Gross Amount of Payments (\$) ^{2,4}	39,049,352	15,292,786	39,338,612	15,387,127	135,519,441	128,553,305	64,105,675
Regular Benefit Payments (\$)	36,172,027	0	36,453,812	15,387,127	135,519,441	128,553,305	64,105,675
Regular Federal Additional Compensation (\$) ³	2,877,325	0	2,884,800	0	0	0	0
Average Check Amount (\$) ^{2,4}	309.66	266.95	309.87	266.25	283.99	287.57	269.24
Number Exhausting Benefits	1,366	737	1,743	782	6,835	6,598	3,243

TRUST FUND

	2009		2008		2009		2008	
	2009	2008	2009	2008	Feb 2009	Jan 2008	Feb 2008	
Balance (in Millions) (\$)	\$ 1,737.10	\$ 2,113.58	\$ 1,739.64	\$ 2,127.88	\$ 1,773.46	\$ 1,971.50	\$ 2,127.88	

¹ NTUR: Unemployment Compensation Amendment of 1992 specifies that a 2 month average NTUR be used to determine duration levels.

² Excludes WORKSHARE program

³ Federal Additional Compensation program start 3/2/2009 - Adds and additional \$25 to all claims

⁴ Includes FAC Payments

For current and historic UI reports, visit:

<http://www.oregon.gov/EMPLOY/BUDGET/UI/index.shtml>

Week # :	10
Ending:	March 14, 2009

	This Week	Last Week	Cumulative
EXTENDED BENEFITS (UI, UCFE, UCX)			YTD
Initial Claims (Excl. Liable)	64	63	236
Weeks Claimed (Excl. Liable)	143	108	410
Gross Amount of Payments (\$) ⁴	12,850	6,747	21,801
EB Benefit Payments (\$)	10,550	5,547	18,301
EB Federal Additional Compensation (\$) ³	2,300	1,200	3,500
Number Exhausting Benefits	0	0	0

Oregon HEB Trigger "ON" 02/15/2009.

For a list of states ON EB, visit:

http://www.workforcesecurity.doleta.gov/unemploy/claims_arch.asp

Misc Additional Benefits			
Initial Claims (Excl. Liable)	0	1	16
Weeks Claimed (Excl. Liable)	26	21	319
Gross Amount of Payments (\$)	0	0	0
Number Exhausting Benefits	0	0	0

TRADE ADJUSTMENT ACT

Number of Active Petitions	12	6	405
Initial Claims	111	111	1,013
Weeks Claimed	5	8	74
Gross Amount of TRA Payments (\$) ⁴	1,549	2,953	24,644
TRA Benefit Payments (\$)	1,424	2,778	24,344
TRA Federal Additional Compensation (\$) ³	125	175	300
Number Entered Training	0	2	13
Gross Amount of TAA Payments (\$)	2,762	654	17,788

WORKSHARE PROGRAM

Initial Claims	742	961	6,294
Weeks Claimed	5,498	4,683	35,630
Gross Amount of Payments (\$) ⁴	530,299	549,820	3,140,468
WS Benefit Payments (\$)	435,099	487,295	2,982,743
WS Federal Additional Compensation (\$)	95,200	62,525	157,725

TRAINING UI (TUI)

Applications Accepted	175	141	1,539
Approved	152	110	1,112
Weeks Claimed	1,459	1,410	11,237
Gross Amount of Payments (\$) ⁴	512,758	506,451	4,401,797
TUI Benefit Payments (\$)	477,133	472,501	4,332,222
TUI Federal Additional Compensation (\$)	35,625	33,950	69,575

SUD

Initial Claims	0	0	0
Weeks Claimed	0	0	0
Gross Amount of Payments (\$) ⁴	0	0	0
SUD Benefit Payments (\$)	0	0	0
SUD Federal Additional Compensation (\$)	0	0	0

³ Federal Additional Compensation program start 3/2/2009 - Adds and additional \$25 to all claims

⁴ Includes FAC Payments

UI Programs & Methods

For current and historic UI reports, visit:

<http://www.oregon.gov/EMPLOY/BUDGET/UI/index.shtml>



(503) 947-1679

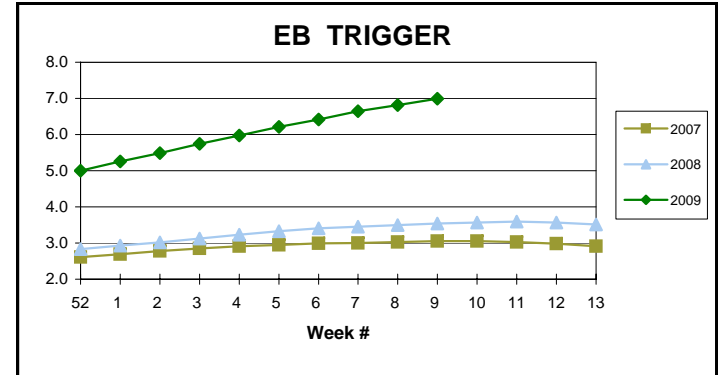


janet.l.orton@state.or.us

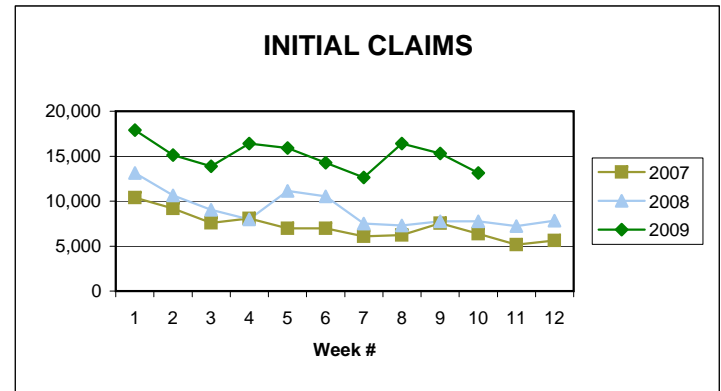
Current Week Overview:

Week# 10

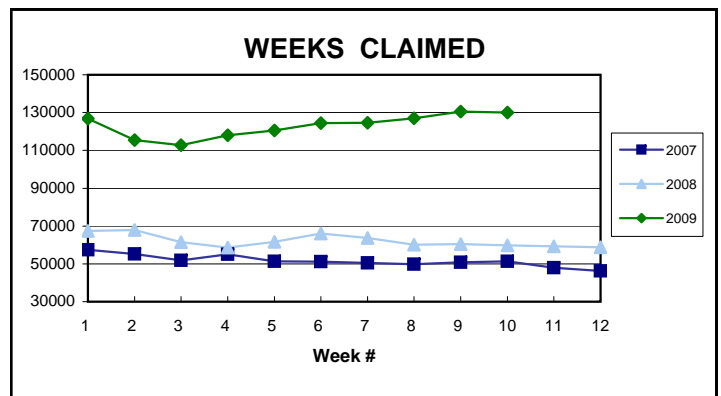
EB Trigger: 6.99



Initial Claims: 13,127



Weeks Claimed: 129,985



Week # : 10
Ending: March 14, 2009

This Week Last Week Cumulative
 YTD

SELF EMPLOYMENT (SEA) MONTHLY⁵		Feb 2009	Cumulative
Referred		40	68
Enrolled		49	101
Completed		10	34
Weeks Claimed	152	1,199	1,351
Gross Amount of Payments (\$) ⁴	62,695	62,640	544,056
SEA Benefit Payments (\$)	59,120	59,265	537,106
SEA Federal Additional Compensation (\$) ³	3,575	3,375	6,950

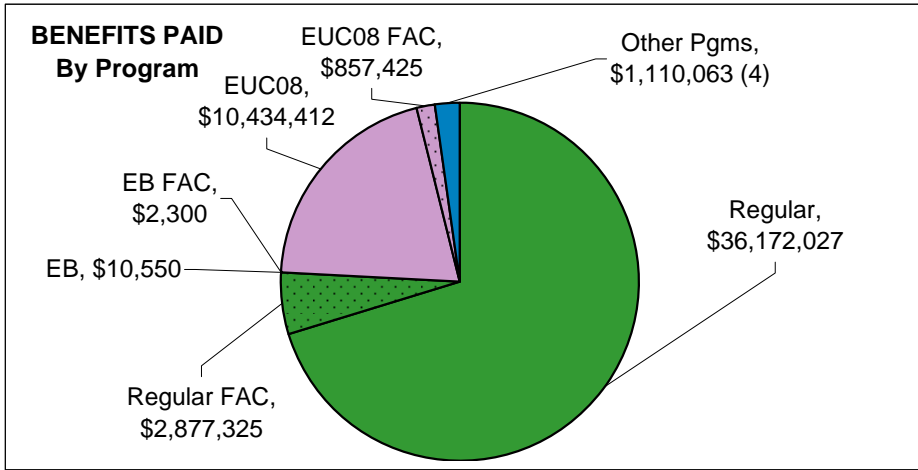
⁵ These are MONTHLY counts; data in **BOLD** is weekly.

DISASTER UNEMPLOYMENT ASSISTANCE (DUA)			
Initial Claims	0	0	0
Weeks Claimed	0	0	0
Gross Amount of Payments (\$)	0	0	0
Insured	0	0	0
Self Employed	0	0	0
Number Exhausting Benefits	0	0	0

Announcement Date 12/12/2007

EMERGENCY UNEMPLOYMENT COMPENSATION 08			
Initial Claims (Excl. Liable)	2,081	1,996	19,900
Weeks Claimed (Excl. Liable)	35,593	34,562	316,511
Gross Amount of Payments (\$) ⁴	11,291,837	11,024,213	93,972,814
EUC Benefit Payments (\$)	10,434,412	10,198,813	92,289,989
EUC Federal Additional Compensation (\$) ³	857,425	825,400	1,682,825
Number Exhausting Tier 1 Benefits	791	838	15,831
Number Exhausting Tier 2 Benefits	106	105	445

EUC begins 07/06/2008



³ Federal Additional Compensation program start 3/2/2009 - Adds and additional \$25 to all claims

⁴ Includes FAC Payments

UI Programs & Methods

For current and historic UI reports, visit:

<http://www.oregon.gov/EMPLOY/BUDGET/UI/index.shtml>

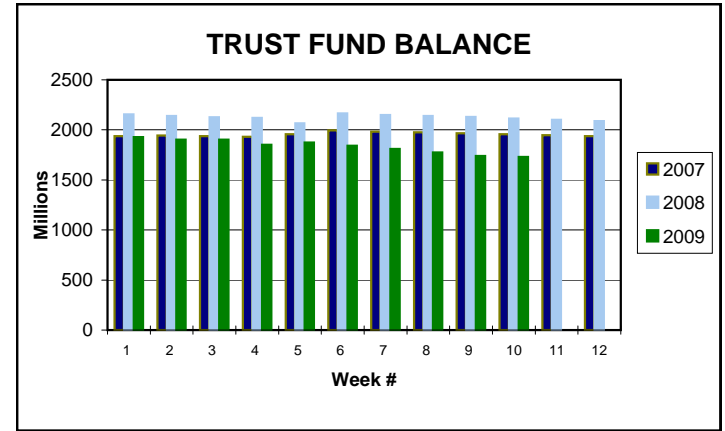


(503) 947-1679



janet.l.orton@state.or.us

Trust Fund Balance: \$ 1,730.98 (in millions)



Total Benefits Paid: \$51,464,102

