

UNEMPLOYMENT INSURANCE STATISTICS

State of Oregon
EMPLOYMENT DEPARTMENT

UI Programs & Methods

Janet Orton

(503) 947-1679

janet.l.orton@state.or.us

www.WorkingInOregon.org

LABOR FORCE DATA					This Month	Last Month	Last Year		
					Feb 2009	Jan 2008	Feb 2008		
Oregon Civilian Labor Force					1,990,337	1,975,599	1,925,348		
Total Number Unemployed					236,286	211,979	115,714		
UNEMPLOYMENT RATES (CIVILIAN) (%)					Labor Force & Rate Data: www.QualityInfo.org				
Total Unemployment:					Oregon	11.9	10.7	6.0	
					National	8.9	8.5	5.2	
Seasonally Adjusted:					Oregon	10.8	9.8	5.4	
					National	8.1	7.6	4.8	
Week # :	11	THIS WEEK			LAST WEEK		This Month	Last Month	Last Year
Ending:	March 21, 2009	2009	2008	2009	2008	Feb 2009	Jan 2008	Feb 2008	
UNEMPLOYMENT RATES (%)									
Insured Unemployment: Oregon		7.67	3.45	7.64	3.48	7.43	6.81	3.55	
EB Trigger		7.17	3.54	6.99	3.50				
Adjusted Insured Unemployment		8.36	4.14	8.07	4.06				
National Average TUR ¹		8.70	5.40	8.70	5.50				
REGULAR CLAIMS (UI, UCFE, UCX)									
					Feb 2009	Jan 2008	Feb 2008		
Initial Claims (Excl. Liable) ²		12,910	7,227	13,127	7,754	59,270	63,348	35,119	
Oregon - New		5,513	3,426	5,575	3,852	27,943	37,343	17,316	
Additional		6,979	3,534	7,099	3,639	29,412	23,997	16,834	
Interstate - Agent		418	267	453	263	1,915	2,008	969	
Interstate - Liable		338	163	295	157	1,260	1,432	797	
Weeks Claimed (Excl. Liable) ²		130,409	59,307	129,985	59,778	496,656	474,306	252,207	
Oregon		125,893	56,899	125,585	57,221	479,531	458,676	242,049	
Interstate - Agent		4,516	2,408	4,400	2,557	17,125	15,630	10,158	
Interstate - Liable		3,452	1,858	3,491	1,852	13,105	12,172	7,738	
New Combined Wage Claims		217	142	265	136	1,315	1,430	735	
Non-monetary Determinations & Redeter.		3,195	2,659	3,175	2,679	11,739	14,126	11,312	
PAYMENTS: REGULAR BENEFITS									
First Payments		6,192	2,917	5,648	2,944	27,465	36,473	14,944	
Checks Issued		126,869	56,242	126,102	57,288	477,199	447,032	238,098	
Gross Amount of Payments (\$) ^{2,4}		39,618,826	15,125,609	39,049,352	15,292,786	135,519,441	128,553,305	64,105,675	
Regular Benefit Payments (\$)		36,682,176	0	36,172,027	0	135,519,441	128,553,305	64,105,675	
Regular Federal Additional Compensation (\$) ³		2,936,650	0	2,877,325	0	0	0	0	
Average Check Amount (\$) ^{2,4}		312.28	268.94	309.66	266.95	283.99	287.57	269.24	
Number Exhausting Benefits		1,930	922	1,366	737	6,835	6,598	3,243	
TRUST FUND									
Balance (in Millions) (\$)		\$ 1,701.22	\$ 2,100.82	\$ 1,730.98	\$ 2,113.58	\$ 1,773.46	\$ 1,971.50	\$ 2,127.88	

¹ NTUR: Unemployment Compensation Amendment of 1992 specifies that a 2 month average NTUR be used to determine duration levels.

² Excludes WORKSHARE program

³ Federal Additional Compensation program start 3/2/2009 - Adds and additional \$25 to all claims

⁴ Includes FAC Payments

For current and historic UI reports, visit:

<http://www.oregon.gov/EMPLOY/BUDGET/UI/index.shtml>

Week # :	11
Ending:	March 21, 2009

	This Week	Last Week	Cumulative
EXTENDED BENEFITS (UI, UCFE, UCX)			YTD
Initial Claims (Excl. Liable)	59	64	295
Weeks Claimed (Excl. Liable)	205	143	615
Gross Amount of Payments (\$) ⁴	18,407	12,850	40,208
EB Benefit Payments (\$)	15,032	10,550	33,333
EB Federal Additional Compensation (\$) ³	3,375	2,300	6,875
Number Exhausting Benefits	1	0	1

Oregon HEB Trigger "ON" 02/15/2009.

For a list of states ON EB, visit:

http://www.workforcesecurity.doleta.gov/unemploy/claims_arch.asp

Misc Additional Benefits			
Initial Claims (Excl. Liable)	0	0	16
Weeks Claimed (Excl. Liable)	19	26	338
Gross Amount of Payments (\$)	0	0	0
Number Exhausting Benefits	0	0	0

TRADE ADJUSTMENT ACT			
Training Plans	13	12	418
Initial Claims	46	111	1,059
Weeks Claimed	7	5	81
Gross Amount of TRA Payments (\$) ⁴	2,325	1,549	27,969
TRA Benefit Payments (\$)	2,150	1,424	27,494
TRA Federal Additional Compensation (\$) ³	175	125	475
Certifications	0	0	13
Gross Amount of TAA Payments (\$)	0	2,762	17,788

WORKSHARE PROGRAM			
Initial Claims	414	742	6,708
Weeks Claimed	5,646	5,498	41,276
Gross Amount of Payments (\$) ⁴	597,963	530,299	3,738,431
WS Benefit Payments (\$)	487,816	435,099	3,470,559
WS Federal Additional Compensation (\$)	110,147	95,200	267,872

TRAINING UI (TUI)			
Applications Accepted	123	175	1,662
Approved	109	152	1,221
Weeks Claimed	1,483	1,459	12,720
Gross Amount of Payments (\$) ⁴	515,203	512,758	4,917,000
TUI Benefit Payments (\$)	479,153	477,133	4,811,375
TUI Federal Additional Compensation (\$)	36,050	35,625	105,625

SUD			
Initial Claims	0	0	0
Weeks Claimed	0	0	0
Gross Amount of Payments (\$) ⁴	0	0	0
SUD Benefit Payments (\$)	0	0	0
SUD Federal Additional Compensation (\$)	0	0	0

³ Federal Additional Compensation program start 3/2/2009 - Adds and additional \$25 to all claims

⁴ Includes FAC Payments

UI Programs & Methods

For current and historic UI reports, visit:

<http://www.oregon.gov/EMPLOY/BUDGET/UI/index.shtml>



(503) 947-1679

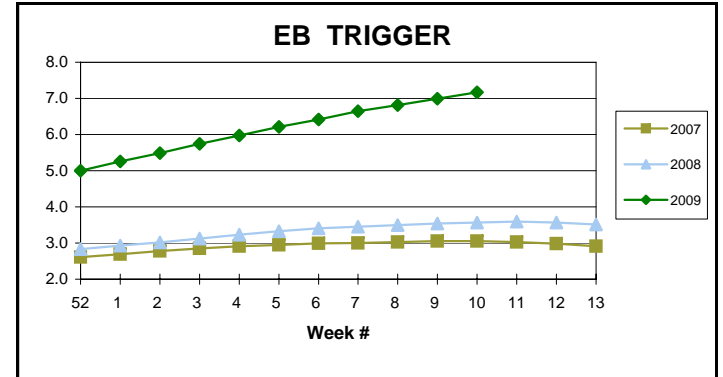


janet.l.orton@state.or.us

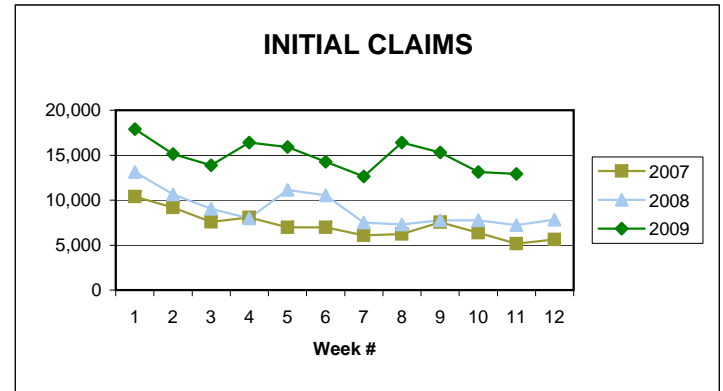
Current Week Overview:

Week# 11

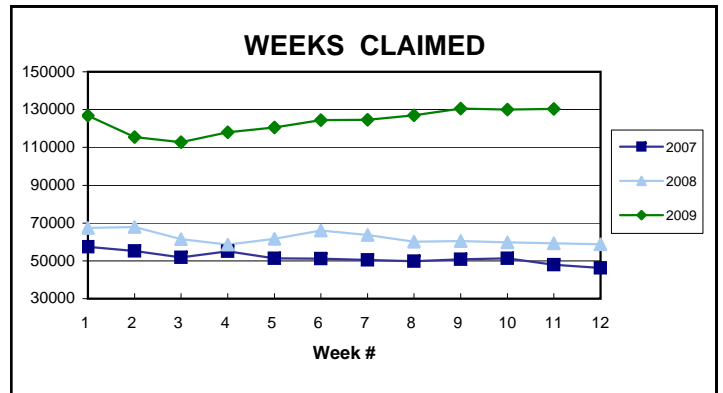
EB Trigger: 7.17



Initial Claims: 12,910



Weeks Claimed: 130,409



Week # : 11
Ending: March 21, 2009

This Week Last Week Cumulative
 YTD

SELF EMPLOYMENT (SEA) MONTHLY⁵		Feb 2009	Cumulative
Referred		40	68
Enrolled		49	101
Completed		10	34
Weeks Claimed	161	1,199	1,351
Gross Amount of Payments (\$) ⁴	66,872	62,640	544,056
SEA Benefit Payments (\$)	62,997	59,265	537,106
SEA Federal Additional Compensation (\$) ³	3,875	3,375	6,950

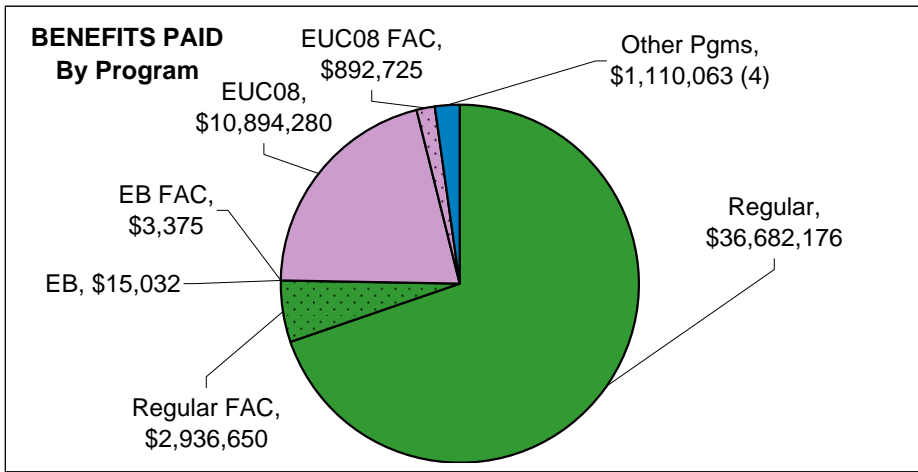
⁵ These are MONTHLY counts; data in **BOLD** is weekly.

DISASTER UNEMPLOYMENT ASSISTANCE (DUA)			
Initial Claims	0	0	0
Weeks Claimed	0	0	0
Gross Amount of Payments (\$)	0	0	0
Insured	0	0	0
Self Employed	0	0	0
Number Exhausting Benefits	0	0	0

Announcement Date 12/12/2007

EMERGENCY UNEMPLOYMENT COMPENSATION 08			
Initial Claims (Excl. Liable)	1,931	2,081	21,831
Weeks Claimed (Excl. Liable)	36,594	35,593	353,105
Gross Amount of Payments (\$) ⁴	11,787,005	11,291,837	105,759,819
EUC Benefit Payments (\$)	10,894,280	10,434,412	103,184,269
EUC Federal Additional Compensation (\$) ³	892,725	857,425	2,575,550
Number Exhausting Tier 1 Benefits	785	791	15,906
Number Exhausting Tier 2 Benefits	131	106	454

EUC begins 07/06/2008



³ Federal Additional Compensation program start 3/2/2009 - Adds and additional \$25 to all claims

⁴ Includes FAC Payments

UI Programs & Methods

For current and historic UI reports, visit:

<http://www.oregon.gov/EMPLOY/BUDGET/UI/index.shtml>

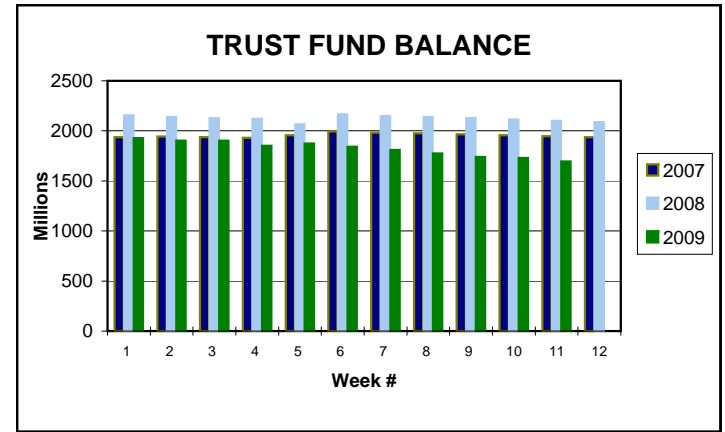


(503) 947-1679



janet.l.orton@state.or.us

Trust Fund Balance: \$ 1,695.11 (in millions)



Total Benefits Paid: \$52,606,601

