

UNEMPLOYMENT INSURANCE STATISTICS

State of Oregon
EMPLOYMENT DEPARTMENT

UI Programs & Methods

Janet Orton

(503) 947-1679

janet.l.orton@state.or.us

www.WorkingInOregon.org

LABOR FORCE DATA	This Month	Last Month	Last Year
	Feb 2009	Jan 2008	Feb 2008
Oregon Civilian Labor Force	1,990,337	1,975,599	1,925,348
Total Number Unemployed	236,286	211,979	115,714

UNEMPLOYMENT RATES (CIVILIAN) (%)		Labor Force & Rate Data: www.QualityInfo.org		
Total Unemployment:	Oregon	11.9	10.7	6.0
	National	8.9	8.5	5.2
Seasonally Adjusted:	Oregon	10.8	9.8	5.4
	National	8.1	7.6	4.8

Week # :	12
Ending:	March 28, 2009

UNEMPLOYMENT RATES (%)	THIS WEEK		LAST WEEK		This Month	Last Month	Last Year
	2009	2008	2009	2008	Feb 2009	Jan 2008	Feb 2008
Insured Unemployment: Oregon	7.57	3.43	7.67	3.45	7.43	6.81	3.55
EB Trigger	7.28	3.57	7.17	3.54			
Adjusted Insured Unemployment	8.46	4.18	8.36	4.14			
National Average TUR ¹	9.60	5.40	8.70	5.40			

REGULAR CLAIMS (UI, UC FE, UCX)					This Month	Last Month	Last Year
					Feb 2009	Jan 2008	Feb 2008
Initial Claims (Excl. Liable)²	15,442	7,827	12,910	7,227	59,270	63,348	35,119
Oregon - New	5,473	3,534	5,513	3,426	27,943	37,343	17,316
Additional	9,484	4,051	6,979	3,534	29,412	23,997	16,834
Interstate - Agent	485	242	418	267	1,915	2,008	969
Interstate - Liable	322	158	338	163	1,260	1,432	797
Weeks Claimed (Excl. Liable)²	128,782	58,833	130,409	59,307	496,656	474,306	252,207
Oregon	124,437	56,261	125,893	56,899	479,531	458,676	242,049
Interstate - Agent	4,345	2,572	4,516	2,408	17,125	15,630	10,158
Interstate - Liable	3,516	1,814	3,452	1,858	13,105	12,172	7,738
New Combined Wage Claims	240	131	217	142	1,315	1,430	735
Non-monetary Determinations & Redeter.	2,907	2,549	3,195	2,659	11,739	14,126	11,312

PAYMENTS: REGULAR BENEFITS							
First Payments	4,948	3,212	6,192	2,917	27,465	36,473	14,944
Checks Issued	126,003	56,046	126,869	56,242	477,199	447,032	238,098
Gross Amount of Payments (\$) ^{2,4}	39,140,781	15,127,746	39,618,826	15,125,609	135,519,441	128,553,305	64,105,675
Regular Benefit Payments (\$)	36,217,931	15,127,746	36,682,176	0	135,519,441	128,553,305	64,105,675
Regular Federal Additional Compensation (\$) ³	2,922,850	0	2,936,650	0	0	0	0
Average Check Amount (\$) ^{2,4}	310.63	269.92	312.28	268.94	283.99	287.57	269.24
Number Exhausting Benefits	1,941	875	1,930	922	6,835	6,598	3,243

TRUST FUND							
Balance (in Millions) (\$)	\$ 1,664.88	\$ 2,087.15	\$ 1,695.11	\$ 2,100.82	\$ 1,773.46	\$ 1,971.50	\$ 2,127.88

¹ NTUR: Unemployment Compensation Amendment of 1992 specifies that a 2 month average NTUR be used to determine duration levels.

² Excludes WORKSHARE program

³ Federal Additional Compensation program start 3/2/2009 - Adds and additional \$25 to all claims

⁴ Includes FAC Payments

For current and historic UI reports, visit:

<http://www.oregon.gov/EMPLOY/BUDGET/UI/index.shtml>

Week # :	12
Ending:	March 28, 2009

	This Week	Last Week	Cumulative
EXTENDED BENEFITS (UI, UCFE, UCX)			YTD
Initial Claims (Excl. Liable)	92	59	295
Weeks Claimed (Excl. Liable)	240	205	615
Gross Amount of Payments (\$) ⁴	27,686	18,407	40,208
EB Benefit Payments (\$)	22,586	15,032	33,333
EB Federal Additional Compensation (\$) ³	5,100	3,375	6,875
Number Exhausting Benefits	0	1	1

Oregon HEB Trigger "ON" 02/15/2009.

For a list of states ON EB, visit:

http://www.workforcesecurity.doleta.gov/unemploy/claims_arch.asp

Misc Additional Benefits			
Initial Claims (Excl. Liable)	3	0	16
Weeks Claimed (Excl. Liable)	26	19	338
Gross Amount of Payments (\$)	0	0	0
Number Exhausting Benefits	0	0	0

TRADE ADJUSTMENT ACT			
Training Plans	0	13	418
Initial Claims	236	46	1,059
Weeks Claimed	5	7	81
Gross Amount of TRA Payments (\$) ⁴	1,808	2,325	27,969
TRA Benefit Payments (\$)	1,683	2,150	27,494
TRA Federal Additional Compensation (\$) ³	125	175	475
Certifications	1	0	13
Gross Amount of TAA Payments (\$)	4,315	0	17,788

WORKSHARE PROGRAM			
Initial Claims	267	414	6,708
Weeks Claimed	4,788	5,646	41,276
Gross Amount of Payments (\$) ⁴	527,713	597,963	3,738,431
WS Benefit Payments (\$)	429,663	487,816	3,470,559
WS Federal Additional Compensation (\$)	98,050	110,147	267,872

TRAINING UI (TUI)			
Applications Accepted	0	123	1,662
Approved	0	109	1,221
Weeks Claimed	1,455	1,483	12,720
Gross Amount of Payments (\$) ⁴	504,137	515,203	4,917,000
TUI Benefit Payments (\$)	468,462	479,153	4,811,375
TUI Federal Additional Compensation (\$)	35,675	36,050	105,625

SUD			
Initial Claims	0	0	0
Weeks Claimed	0	0	0
Gross Amount of Payments (\$) ⁴	0	0	0
SUD Benefit Payments (\$)	0	0	0
SUD Federal Additional Compensation (\$)	0	0	0

³ Federal Additional Compensation program start 3/2/2009 - Adds and additional \$25 to all claims

⁴ Includes FAC Payments

UI Programs & Methods

For current and historic UI reports, visit:

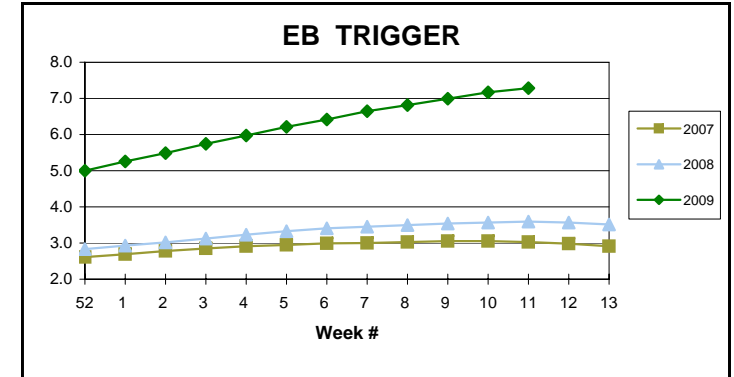
<http://www.oregon.gov/EMPLOY/BUDGET/UI/index.shtml>

(503) 947-1679

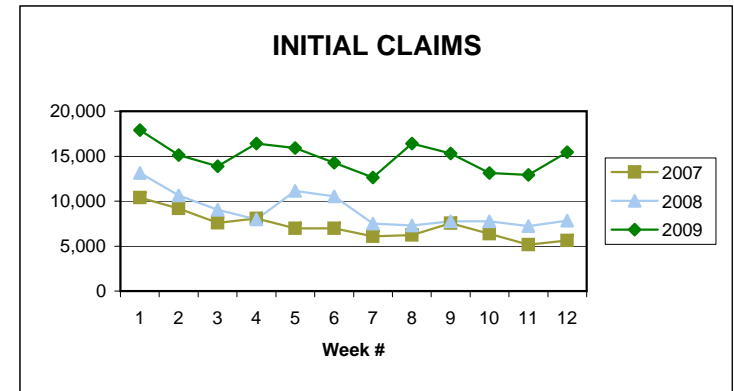
janet.l.orton@state.or.us

Current Week Overview:
Week# 12

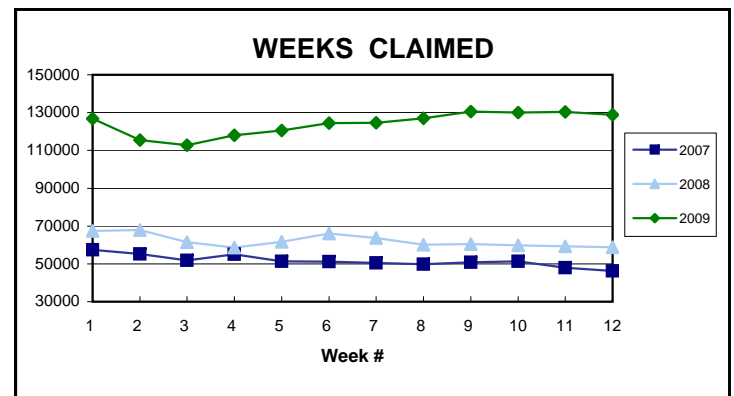
EB Trigger: 7.28



Initial Claims: 15,442



Weeks Claimed: 128,782



Week # : 12
Ending: March 28, 2009

This Week **Last Week** **Cumulative**
 YTD

SELF EMPLOYMENT (SEA) MONTHLY⁵		Mar 2009	Cumulative
Referred		47	68
Enrolled		57	101
Completed		19	34
Weeks Claimed	161	610	1,351
Gross Amount of Payments (\$) ⁴	66,872	253,833	544,056
SEA Benefit Payments (\$)	62,997	239,458	537,106
SEA Federal Additional Compensation (\$) ³	3,875	14,375	6,950

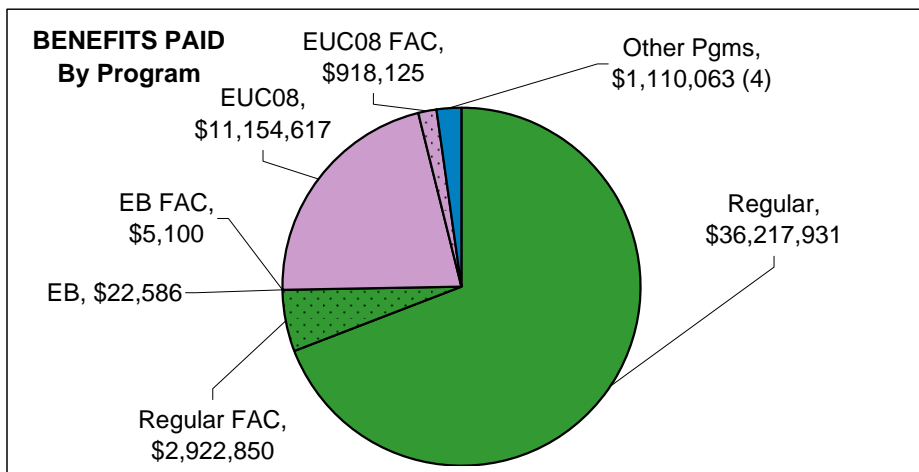
⁵ These are MONTHLY counts; data in **BOLD** is weekly.

DISASTER UNEMPLOYMENT ASSISTANCE (DUA)			
Initial Claims	0	0	0
Weeks Claimed	0	0	0
Gross Amount of Payments (\$)	0	0	0
Insured	0	0	0
Self Employed	0	0	0
Number Exhausting Benefits	0	0	0

Announcement Date 12/12/2007

EMERGENCY UNEMPLOYMENT COMPENSATION 08			
Initial Claims (Excl. Liab)	2,245	1,931	21,831
Weeks Claimed (Excl. Liab)	38,074	36,594	353,105
Gross Amount of Payments (\$) ⁴	12,072,742	11,787,005	105,759,819
EUC Benefit Payments (\$)	11,154,617	10,894,280	103,184,269
EUC Federal Additional Compensation (\$) ³	918,125	892,725	2,575,550
Number Exhausting Tier 1 Benefits	817	785	15,906
Number Exhausting Tier 2 Benefits	143	131	454

EUC begins 07/06/2008



³ Federal Additional Compensation program start 3/2/2009 - Adds and additional \$25 to all claims

⁴ Includes FAC Payments

UI Programs & Methods

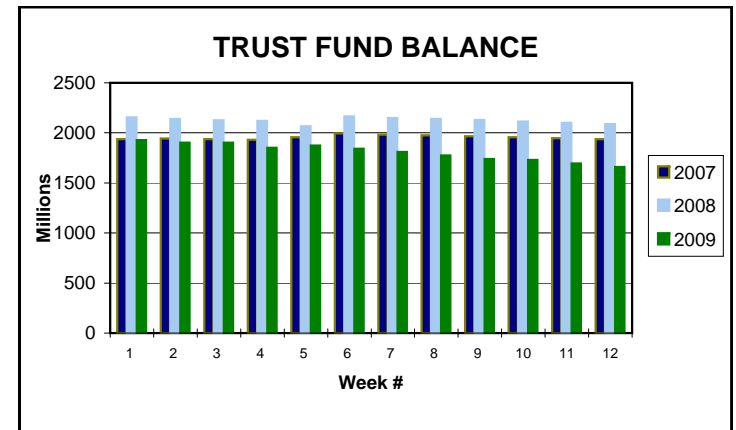
For current and historic UI reports, visit:

<http://www.oregon.gov/EMPLOY/BUDGET/UI/index.shtml>

(503) 947-1679

janet.l.orton@state.or.us

Trust Fund Balance: \$ 1,658.76 (in millions)



Total Benefits Paid: \$52,346,054

