

# UNEMPLOYMENT INSURANCE STATISTICS

State of Oregon  
EMPLOYMENT DEPARTMENT

UI Programs & Methods  
Janet Orton

(503) 947-1679

janet.l.orton@state.or.us

www.WorkingInOregon.org

LABOR FORCE DATA	This Month	Last Month	Last Year
	Feb 2009	Jan 2008	Feb 2008
Oregon Civilian Labor Force	1,990,337	1,975,599	1,925,348
Total Number Unemployed	236,286	211,979	115,714

UNEMPLOYMENT RATES (CIVILIAN) (%)	Labor Force & Rate Data: <a href="http://www.QualityInfo.org">www.QualityInfo.org</a>		
	Total Unemployment:	Oregon	National
		11.9	10.7
		8.9	8.5
Seasonally Adjusted:	Oregon	10.8	9.8
	National	8.1	7.6
			4.8

Week # :	13
Ending:	April 4, 2009

UNEMPLOYMENT RATES (%)	THIS WEEK		LAST WEEK		This Month	Last Month	Last Year
	2009	2008	2009	2008	Mar 2009	Feb 2009	Mar 2008
Insured Unemployment: Oregon	7.90	3.38	7.57	3.43	7.16	7.43	3.30
EB Trigger	7.32	3.59	7.28	3.57			
Adjusted Insured Unemployment	8.50	4.19	8.46	4.18			
National Average TUR <sup>1</sup>	9.60	5.40	9.60	5.40			

REGULAR CLAIMS (UI, UCFFE, UCX)					This Month	Last Month	Last Year
					Mar 2009	Feb 2009	Mar 2008
<b>Initial Claims (Excl. Liable) <sup>2</sup></b>	<b>16,084</b>	<b>9,474</b>	<b>15,442</b>	<b>7,827</b>	<b>56,789</b>	<b>59,270</b>	<b>35,399</b>
Oregon - New	7,012	3,538	5,473	3,534	23,306	27,943	15,073
Additional	8,638	5,676	9,484	4,051	31,658	29,412	19,294
Interstate - Agent	434	260	485	242	1,825	1,915	1,032
Interstate - Liable	328	185	322	158	1,327	1,260	705
<b>Weeks Claimed (Excl. Liable) <sup>2</sup></b>	<b>134,236</b>	<b>57,993</b>	<b>128,782</b>	<b>58,833</b>	<b>519,714</b>	<b>496,656</b>	<b>286,262</b>
Oregon	129,613	55,701	124,437	56,261	502,014	479,531	275,951
Interstate - Agent	4,623	2,292	4,345	2,572	17,700	17,125	10,311
Interstate - Liable	3,533	1,836	3,516	1,814	13,879	13,105	8,860
<b>New Combined Wage Claims</b>	<b>195</b>	<b>132</b>	<b>240</b>	<b>131</b>	<b>1,013</b>	<b>1,315</b>	<b>566</b>
<b>Non-monetary Determinations &amp; Redeter.</b>	<b>1,875</b>	<b>2,462</b>	<b>2,907</b>	<b>2,549</b>	<b>12,312</b>	<b>11,739</b>	<b>10,793</b>

PAYMENTS: REGULAR BENEFITS							
First Payments	5,402	2,576	4,948	3,212	23,014	27,465	13,468
Checks Issued	130,744	55,641	126,003	56,046	505,926	477,199	273,303
Gross Amount of Payments (\$) <sup>2,4</sup>	40,876,572	14,983,844	39,140,781	15,127,746	157,147,571	135,519,441	73,429,156
Regular Benefit Payments (\$)	37,840,647	14,983,844	36,217,931	15,127,746	145,591,871	135,519,441	73,429,156
Regular Federal Additional Compensation (\$) <sup>3</sup>	3,035,925	0	2,922,850	0	11,555,700	0	0
Average Check Amount (\$) <sup>2,4</sup>	<b>312.65</b>	<b>269.30</b>	<b>310.63</b>	<b>269.92</b>	<b>310.61</b>	<b>283.99</b>	<b>268.67</b>
Number Exhausting Benefits	1,878	857	1,941	875	6,980	6,835	4,143

TRUST FUND							
Balance (in Millions) (\$)	\$ 1,648.11	\$ 2,072.93	\$ 1,658.76	\$ 2,087.15	\$ 1,634.75	\$ 1,971.50	\$ 2,072.60

<sup>1</sup> NTUR: Unemployment Compensation Amendment of 1992 specifies that a 2 month average NTUR be used to determine duration levels.

<sup>2</sup> Excludes WORKSHARE program

<sup>3</sup> Federal Additional Compensation program start 3/2/2009 - Adds and additional \$25 to all claims

<sup>4</sup> Includes FAC Payments

For current and historic UI reports, visit:

<http://www.oregon.gov/EMPLOY/BUDGET/UI/index.shtml>

<b>Week # :</b>	<b>13</b>
<b>Ending:</b>	<b>April 4, 2009</b>

	<b>This Week</b>	<b>Last Week</b>	<b>Cumulative</b>
<b>EXTENDED BENEFITS (UI, UCFE, UCX)</b>			<b>YTD</b>
Initial Claims (Excl. Liable)	65	92	452
Weeks Claimed (Excl. Liable)	325	240	1,180
Gross Amount of Payments (\$) <sup>4</sup>	36,150	27,686	104,044
EB Benefit Payments (\$)	29,600	22,586	85,519
EB Federal Additional Compensation (\$) <sup>3</sup>	6,550	5,100	18,525
Number Exhausting Benefits	0	0	1

Oregon HEB Trigger "ON" 02/15/2009.

For a list of states ON EB, visit:

[http://www.workforcesecurity.doleta.gov/unemploy/claims\\_arch.asp](http://www.workforcesecurity.doleta.gov/unemploy/claims_arch.asp)

<b>Misc Additional Benefits</b>			
Initial Claims (Excl. Liable)	0	3	19
Weeks Claimed (Excl. Liable)	18	26	382
Gross Amount of Payments (\$)	0	0	0
Number Exhausting Benefits	0	0	0

<b>TRADE ADJUSTMENT ACT</b>			
Training Plans	8	0	426
Initial Claims	215	236	1,510
Weeks Claimed	9	5	95
Gross Amount of TRA Payments (\$) <sup>4</sup>	2,077	1,808	31,854
TRA Benefit Payments (\$)	1,952	1,683	31,129
TRA Federal Additional Compensation (\$) <sup>3</sup>	125	125	725
Certifications	0	1	14
Gross Amount of TAA Payments (\$)	185	4,315	23,191

<b>WORKSHARE PROGRAM</b>			
Initial Claims	682	267	7,657
Weeks Claimed	5,899	4,788	51,963
Gross Amount of Payments (\$) <sup>4</sup>	642,405	527,713	4,908,549
WS Benefit Payments (\$)	520,755	429,663	4,420,974
WS Federal Additional Compensation (\$)	121,650	98,050	487,575

<b>TRAINING UI (TUI)</b>			
Applications Accepted	0	101	1,763
Approved	0	94	1,315
Weeks Claimed	1,436	1,455	15,611
Gross Amount of Payments (\$) <sup>4</sup>	504,475	504,137	5,925,612
TUI Benefit Payments (\$)	468,575	468,462	5,748,412
TUI Federal Additional Compensation (\$)	35,900	35,675	177,200

<b>SUD</b>			
Initial Claims	0	0	0
Weeks Claimed	0	0	0
Gross Amount of Payments (\$) <sup>4</sup>	0	0	0
SUD Benefit Payments (\$)	0	0	0
SUD Federal Additional Compensation (\$)	0	0	0

<sup>3</sup> Federal Additional Compensation program start 3/2/2009 - Adds and additional \$25 to all claims

<sup>4</sup> Includes FAC Payments

UI Programs & Methods

For current and historic UI reports, visit:

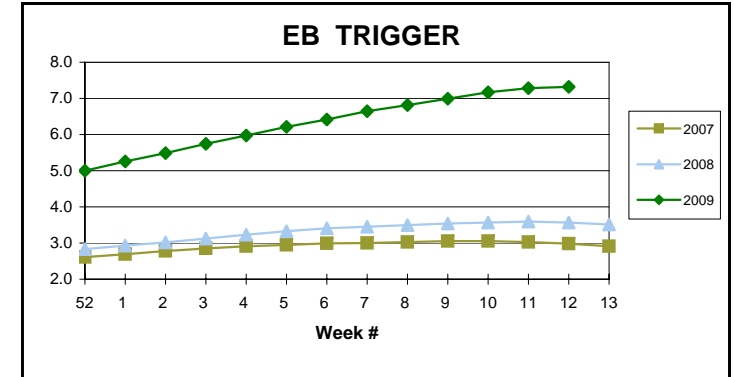
<http://www.oregon.gov/EMPLOY/BUDGET/UI/index.shtml>

(503) 947-1679

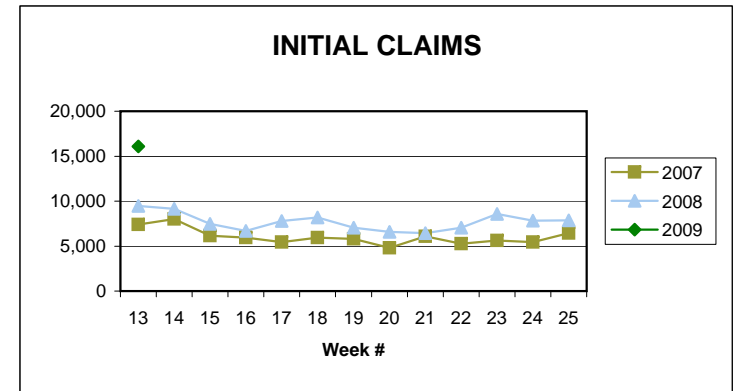
[janet.l.orton@state.or.us](mailto:janet.l.orton@state.or.us)

Current Week Overview:  
Week# 13

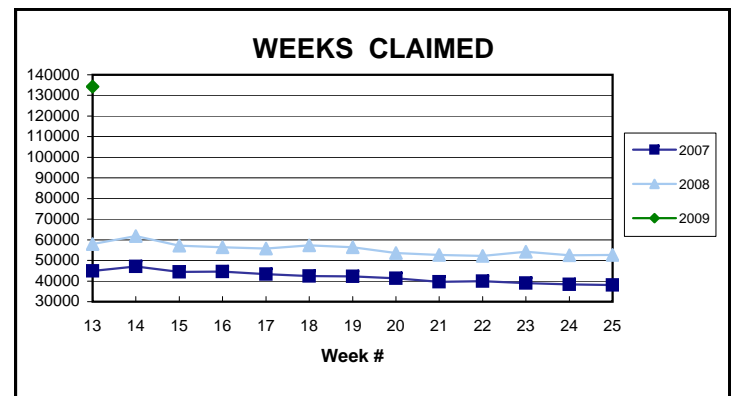
EB Trigger: 7.32



Initial Claims: 16,084



Weeks Claimed: 134,236



<b>Week # :</b>	<b>13</b>
<b>Ending:</b>	<b>April 4, 2009</b>

**This Week    Last Week    Cumulative**  
YTD

<b>SELF EMPLOYMENT (SEA) MONTHLY<sup>5</sup></b>		<b>Mar 2009</b>	<b>Cumulative</b>
Referred		47	115
Enrolled		57	158
Completed		19	53
<b>Weeks Claimed</b>	<b>173</b>	<b>610</b>	<b>1,831</b>
<b>Gross Amount of Payments (\$) <sup>4</sup></b>	<b>74,653</b>	<b>253,833</b>	<b>747,207</b>
<b>SEA Benefit Payments (\$)</b>	<b>70,428</b>	<b>239,458</b>	<b>728,607</b>
<b>SEA Federal Additional Compensation (\$) <sup>3</sup></b>	<b>4,225</b>	<b>14,375</b>	<b>18,600</b>

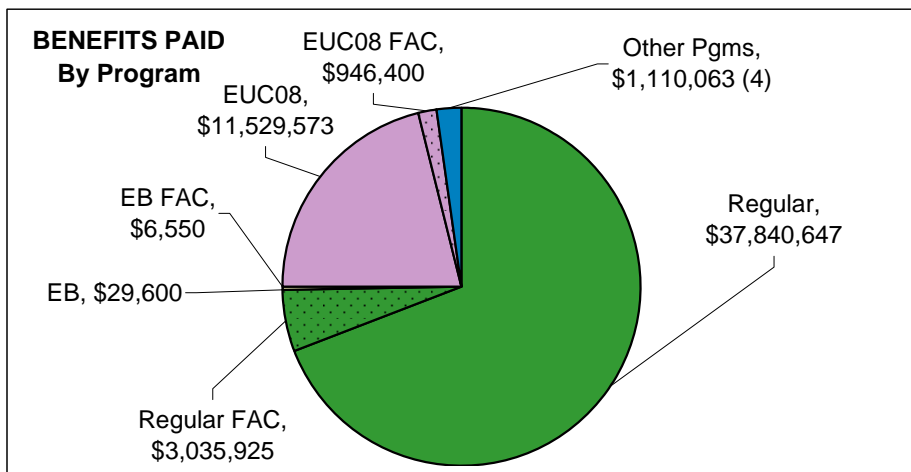
<sup>5</sup> These are MONTHLY counts; data in **BOLD** is weekly.

<b>DISASTER UNEMPLOYMENT ASSISTANCE (DUA)</b>			
Initial Claims	0	0	0
Weeks Claimed	0	0	0
<b>Gross Amount of Payments (\$)</b>	<b>0</b>	<b>0</b>	<b>0</b>
Insured	0	0	0
Self Employed	0	0	0
Number Exhausting Benefits	0	0	0

Announcement Date 12/12/2007

<b>EMERGENCY UNEMPLOYMENT COMPENSATION 08</b>			
Initial Claims (Excl. Liab)	2,062	2,245	26,138
Weeks Claimed (Excl. Liab)	38,746	38,074	429,925
<b>Gross Amount of Payments (\$) <sup>4</sup></b>	<b>12,475,973</b>	<b>12,072,742</b>	<b>130,308,534</b>
<b>EUC Benefit Payments (\$)</b>	<b>11,529,573</b>	<b>11,154,617</b>	<b>125,868,459</b>
<b>EUC Federal Additional Compensation (\$) <sup>3</sup></b>	<b>946,400</b>	<b>918,125</b>	<b>4,440,075</b>
Number Exhausting Tier 1 Benefits	862	817	18,264
Number Exhausting Tier 2 Benefits	123	143	857

EUC begins 07/06/2008



<sup>3</sup> Federal Additional Compensation program start 3/2/2009 - Adds and additional \$25 to all claims

<sup>4</sup> Includes FAC Payments

UI Programs & Methods

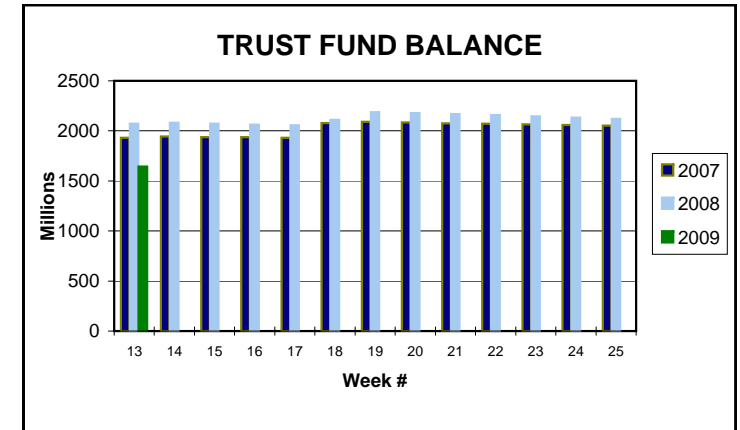
For current and historic UI reports, visit:

<http://www.oregon.gov/EMPLOY/BUDGET/UI/index.shtml>

(503) 947-1679

[janet.l.orton@state.or.us](mailto:janet.l.orton@state.or.us)

Trust Fund Balance: \$ 1,642.00 (in millions)



Total Benefits Paid: \$54,612,490

