

UNEMPLOYMENT INSURANCE STATISTICS

State of Oregon
EMPLOYMENT DEPARTMENT

UI Programs & Methods
Janet Orton

(503) 947-1679

janet.l.orton@state.or.us

www.WorkingInOregon.org

LABOR FORCE DATA		This Month	Last Month	Last Year
		Mar 2009	Feb 2009	Mar 2008
Oregon Civilian Labor Force		1,994,676	1,986,029	1,936,279
Total Number Unemployed		256,404	232,568	115,629

UNEMPLOYMENT RATES (CIVILIAN) (%)		Labor Force & Rate Data: www.QualityInfo.org		
		This Month	Last Month	Last Year
Total Unemployment:	Oregon	12.9	11.7	6.0
	National	9.0	8.9	5.2
Seasonally Adjusted:	Oregon	12.1	10.7	5.5
	National	8.5	8.1	5.1

Week # :	14					This Month	Last Month	Last Year
Ending:	April 11, 2009	THIS WEEK		LAST WEEK		Mar 2009	Feb 2009	Mar 2008
		2009	2008	2009	2008	Mar 2009	Feb 2009	Mar 2008
UNEMPLOYMENT RATES (%)								
Insured Unemployment: Oregon		7.72	3.61	7.90	3.38	7.16	7.43	3.30
EB Trigger		7.35	3.57	7.32	3.59			
Adjusted Insured Unemployment		8.70	4.17	8.50	4.19			
National Average TUR ¹		9.60	5.50	9.60	5.40			
REGULAR CLAIMS (UI, UCFFE, UCX)								
Initial Claims (Excl. Liable) ²		11,605	9,152	16,084	9,474	56,789	59,270	35,399
Oregon - New		5,051	4,269	7,012	3,538	23,306	27,943	15,073
Additional		6,074	4,663	8,638	5,676	31,658	29,412	19,294
Interstate - Agent		480	220	434	260	1,825	1,915	1,032
Interstate - Liable		264	190	328	185	1,327	1,260	705
Weeks Claimed (Excl. Liable) ²		130,360	61,845	134,236	57,993	519,714	496,656	286,262
Oregon		125,969	59,438	129,613	55,701	502,014	479,531	275,951
Interstate - Agent		4,391	2,407	4,623	2,292	17,700	17,125	10,311
Interstate - Liable		3,528	1,798	3,533	1,836	13,879	13,105	8,860
New Combined Wage Claims		221	133	195	132	1,013	1,315	566
Non-monetary Determinations & Redeter.		3,281	2,748	1,875	2,462	12,312	11,739	10,793
PAYMENTS: REGULAR BENEFITS								
First Payments		4,829	2,993	5,402	2,576	23,014	27,465	13,468
Checks Issued		125,242	58,451	130,744	55,641	505,926	477,199	273,303
Gross Amount of Payments (\$) ^{2,4}		39,134,250	15,735,100	40,876,572	14,983,844	157,147,571	135,519,441	73,429,156
Regular Benefit Payments (\$)		36,218,100	15,735,100	37,840,647	14,983,844	145,591,871	135,519,441	73,429,156
Regular Federal Additional Compensation (\$) ³		2,916,150	0	3,035,925	0	11,555,700	0	0
Average Check Amount (\$) ^{2,4}		312.47	269.20	312.65	269.30	310.61	283.99	268.67
Number Exhausting Benefits		2,562	869	1,878	857	6,980	6,835	4,143
TRUST FUND								
Balance (in Millions) (\$)		\$ 1,614.44	\$ 2,082.26	\$ 1,642.00	\$ 2,072.93	\$ 1,634.75	\$ 1,971.50	\$ 2,072.60

¹ NTUR: Unemployment Compensation Amendment of 1992 specifies that a 2 month average NTUR be used to determine duration levels.

² Excludes WORKSHARE program

³ Federal Additional Compensation program start 3/2/2009 - Adds and additional \$25 to all claims

⁴ Includes FAC Payments

For current and historic UI reports, visit:

<http://www.oregon.gov/EMPLOY/BUDGET/UI/index.shtml>

Week # :	14
Ending:	April 11, 2009

	This Week	Last Week	Cumulative
EXTENDED BENEFITS (UI, UCFE, UCX)			YTD
Initial Claims (Excl. Liable)	74	65	526
Weeks Claimed (Excl. Liable)	372	325	1,552
Gross Amount of Payments (\$) ⁴	41,546	36,150	145,590
EB Benefit Payments (\$)	33,871	29,600	119,390
EB Federal Additional Compensation (\$) ³	7,675	6,550	26,200
Number Exhausting Benefits	0	0	1

Oregon HEB Trigger "ON" 02/15/2009.

For a list of states ON EB, visit:

http://www.workforcesecurity.doleta.gov/unemploy/claims_arch.asp

Misc Additional Benefits			
Initial Claims (Excl. Liable)	2	0	21
Weeks Claimed (Excl. Liable)	26	18	408
Gross Amount of Payments (\$)	0	0	0
Number Exhausting Benefits	0	0	0

TRADE ADJUSTMENT ACT			
Training Plans	76	8	502
Initial Claims	317	215	1,827
Weeks Claimed	3	9	98
Gross Amount of TRA Payments (\$) ⁴	1,032	2,077	32,886
TRA Benefit Payments (\$)	957	1,952	32,086
TRA Federal Additional Compensation (\$) ³	75	125	800
Certifications	0	0	14
Gross Amount of TAA Payments (\$)	903	185	23,191

WORKSHARE PROGRAM			
Initial Claims	451	682	8,108
Weeks Claimed	6,699	5,899	58,641
Gross Amount of Payments (\$) ⁴	757,109	642,405	5,665,658
WS Benefit Payments (\$)	615,434	520,755	5,036,408
WS Federal Additional Compensation (\$)	141,675	121,650	629,250

TRAINING UI (TUI)			
Applications Accepted	57	56	1,876
Approved	55	53	1,423
Weeks Claimed	1,604	1,436	17,215
Gross Amount of Payments (\$) ⁴	542,081	504,475	6,467,693
TUI Benefit Payments (\$)	503,931	468,575	6,252,343
TUI Federal Additional Compensation (\$)	38,150	35,900	215,350

SUD			
Initial Claims	0	0	0
Weeks Claimed	0	0	0
Gross Amount of Payments (\$) ⁴	0	0	0
SUD Benefit Payments (\$)	0	0	0
SUD Federal Additional Compensation (\$)	0	0	0

³ Federal Additional Compensation program start 3/2/2009 - Adds and additional \$25 to all claims

⁴ Includes FAC Payments

UI Programs & Methods

For current and historic UI reports, visit:

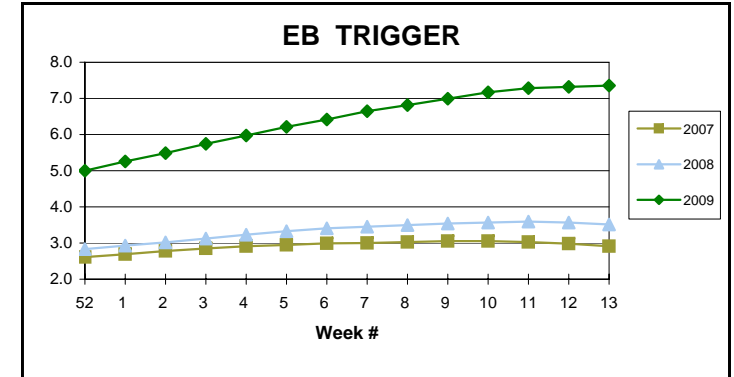
<http://www.oregon.gov/EMPLOY/BUDGET/UI/index.shtml>

(503) 947-1679

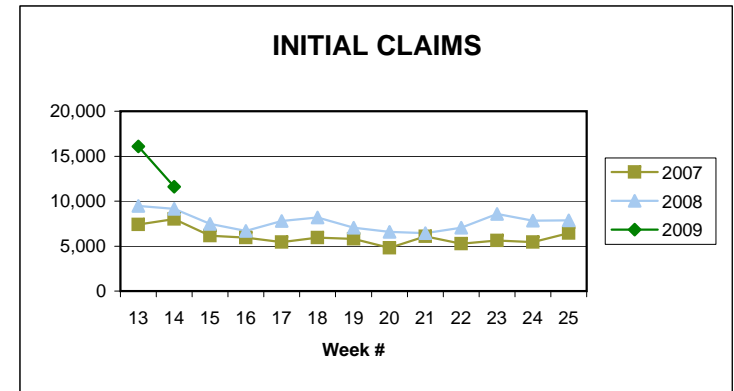
janet.l.orton@state.or.us

Current Week Overview:
Week# 14

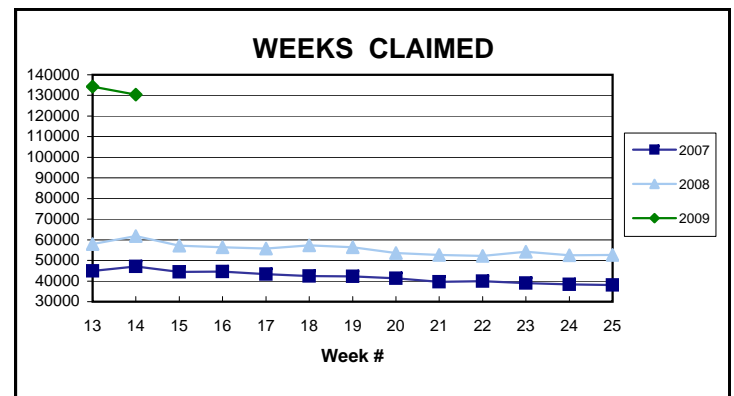
EB Trigger: 7.35



Initial Claims: 11,605



Weeks Claimed: 130,360



Week # : 14
Ending: April 11, 2009

This Week **Last Week** **Cumulative**
 YTD

SELF EMPLOYMENT (SEA) MONTHLY⁵		Mar 2009	Cumulative
Referred		47	115
Enrolled		57	158
Completed		19	53
Weeks Claimed	153	610	1,984
Gross Amount of Payments (\$) ⁴	67,303	253,833	814,510
SEA Benefit Payments (\$)	63,453	239,458	792,060
SEA Federal Additional Compensation (\$) ³	3,850	14,375	22,450

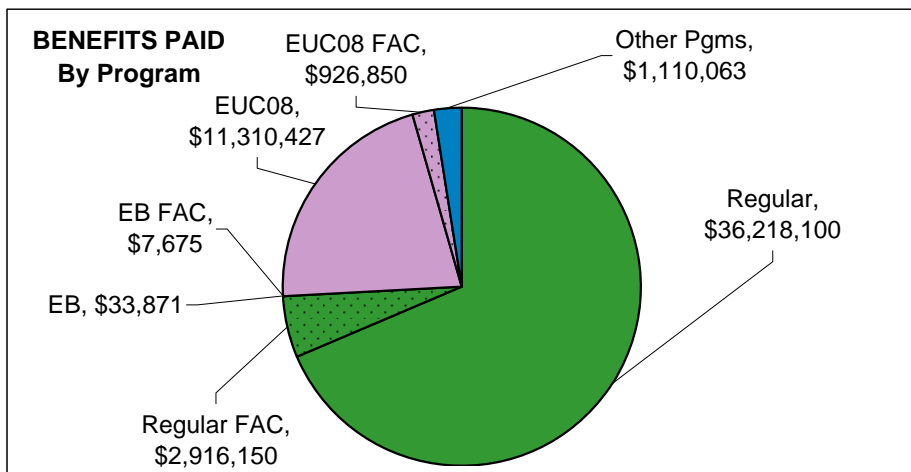
⁵ These are MONTHLY counts; data in **BOLD** is weekly.

DISASTER UNEMPLOYMENT ASSISTANCE (DUA)			
Initial Claims	0	0	0
Weeks Claimed	0	0	0
Gross Amount of Payments (\$)	0	0	0
Insured	0	0	0
Self Employed	0	0	0
Number Exhausting Benefits	0	0	0

Announcement Date 12/12/2007

EMERGENCY UNEMPLOYMENT COMPENSATION 08			
Initial Claims (Excl. Liab)	2,151	2,062	28,289
Weeks Claimed (Excl. Liab)	39,509	38,746	469,434
Gross Amount of Payments (\$) ⁴	12,237,277	12,475,973	142,545,811
EUC Benefit Payments (\$)	11,310,427	11,529,573	137,178,886
EUC Federal Additional Compensation (\$) ³	926,850	946,400	5,366,925
Number Exhausting Tier 1 Benefits	715	862	18,300
Number Exhausting Tier 2 Benefits	145	123	865

EUC begins 07/06/2008



³ Federal Additional Compensation program start 3/2/2009 - Adds and additional \$25 to all claims

⁴ Includes FAC Payments

UI Programs & Methods

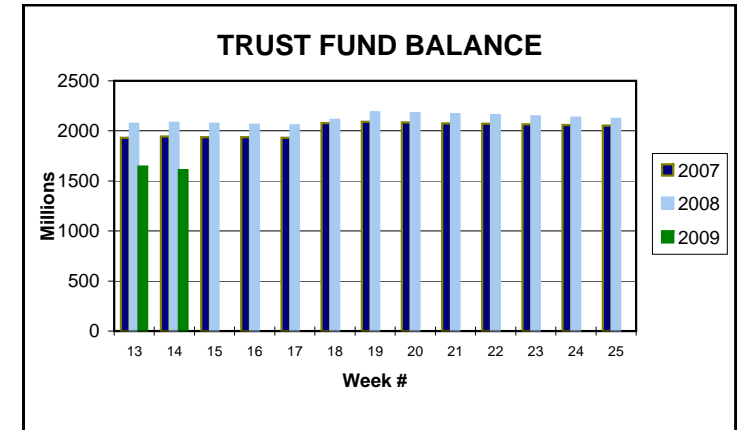
For current and historic UI reports, visit:

<http://www.oregon.gov/EMPLOY/BUDGET/UI/index.shtml>

(503) 947-1679

janet.l.orton@state.or.us

Trust Fund Balance: \$ **1,608.33** (in millions)



Total Benefits Paid: \$ **52,781,501**

