

# UNEMPLOYMENT INSURANCE STATISTICS

State of Oregon  
EMPLOYMENT DEPARTMENT

UI Programs & Methods  
Janet Orton

(503) 947-1679

janet.l.orton@state.or.us

www.WorkingInOregon.org

LABOR FORCE DATA	This Month	Last Month	Last Year
	Mar 2009	Feb 2009	Mar 2008
Oregon Civilian Labor Force	1,994,676	1,986,029	1,936,279
Total Number Unemployed	256,404	232,568	115,629

UNEMPLOYMENT RATES (CIVILIAN) (%)		Labor Force & Rate Data: <a href="http://www.QualityInfo.org">www.QualityInfo.org</a>		
Total Unemployment:	Oregon	12.9	11.7	6.0
	National	9.0	8.9	5.2
Seasonally Adjusted:	Oregon	12.1	10.7	5.5
	National	8.5	8.1	5.1

Week # :	15
Ending:	April 18, 2009

UNEMPLOYMENT RATES (%)	THIS WEEK		LAST WEEK		This Month	Last Month	Last Year
	2009	2008	2009	2008	Mar 2009	Feb 2009	Mar 2008
Insured Unemployment: Oregon	7.64	3.33	7.72	3.61	7.16	7.43	3.30
EB Trigger	7.42	3.51	7.35	3.57			
Adjusted Insured Unemployment	8.30	4.15	8.70	4.17			
National Average TUR <sup>1</sup>	10.90	5.50	9.60	5.50			

REGULAR CLAIMS (UI, UCFFE, UCX)					This Month	Last Month	Last Year
					Mar 2009	Feb 2009	Mar 2008
<b>Initial Claims (Excl. Liable) <sup>2</sup></b>	<b>12,722</b>	<b>7,485</b>	<b>11,605</b>	<b>9,152</b>	<b>56,789</b>	<b>59,270</b>	<b>35,399</b>
Oregon - New	5,543	4,138	5,051	4,269	23,306	27,943	15,073
Additional	6,702	3,119	6,074	4,663	31,658	29,412	19,294
Interstate - Agent	477	228	480	220	1,825	1,915	1,032
Interstate - Liable	328	202	264	190	1,327	1,260	705
<b>Weeks Claimed (Excl. Liable) <sup>2</sup></b>	<b>129,398</b>	<b>57,166</b>	<b>130,360</b>	<b>61,845</b>	<b>519,714</b>	<b>496,656</b>	<b>286,262</b>
Oregon	124,835	54,902	125,969	59,438	502,014	479,531	275,951
Interstate - Agent	4,563	2,264	4,391	2,407	17,700	17,125	10,311
Interstate - Liable	3,506	1,768	3,528	1,798	13,879	13,105	8,860
<b>New Combined Wage Claims</b>	<b>294</b>	<b>166</b>	<b>221</b>	<b>133</b>	<b>1,013</b>	<b>1,315</b>	<b>566</b>
<b>Non-monetary Determinations &amp; Redeter.</b>	<b>3,308</b>	<b>2,627</b>	<b>3,281</b>	<b>2,748</b>	<b>12,312</b>	<b>11,739</b>	<b>10,793</b>

PAYMENTS: REGULAR BENEFITS							
First Payments	6,882	2,314	4,829	2,993	23,014	27,465	13,468
Checks Issued	125,720	53,726	125,242	58,451	505,926	477,199	273,303
Gross Amount of Payments (\$) <sup>2,4</sup>	39,168,124	14,406,654	39,134,250	15,735,100	157,147,571	135,519,441	73,429,156
Regular Benefit Payments (\$)	36,242,899	14,406,654	36,218,100	15,735,100	145,591,871	135,519,441	73,429,156
Regular Federal Additional Compensation (\$) <sup>3</sup>	2,925,225	0	2,916,150	0	11,555,700	0	0
Average Check Amount (\$) <sup>2,4</sup>	<b>311.55</b>	<b>268.15</b>	<b>312.47</b>	<b>269.20</b>	<b>310.61</b>	<b>283.99</b>	<b>268.67</b>
Number Exhausting Benefits	2,498	1,123	2,562	869	6,980	6,835	4,143

TRUST FUND							
Balance (in Millions) (\$)	\$ 1,579.54	\$ 2,070.70	\$ 1,608.33	\$ 2,082.26	\$ 1,634.75	\$ 1,971.50	\$ 2,072.60

<sup>1</sup> NTUR: Unemployment Compensation Amendment of 1992 specifies that a 2 month average NTUR be used to determine duration levels.

<sup>2</sup> Excludes WORKSHARE program

<sup>3</sup> Federal Additional Compensation program start 3/2/2009 - Adds and additional \$25 to all claims

<sup>4</sup> Includes FAC Payments

For current and historic UI reports, visit:

<http://www.oregon.gov/EMPLOY/BUDGET/UI/index.shtml>

<b>Week # :</b>	<b>15</b>
<b>Ending:</b>	<b>April 18, 2009</b>

	<b>This Week</b>	<b>Last Week</b>	<b>Cumulative</b>
<b>EXTENDED BENEFITS (UI, UCFE, UCX)</b>			<b>YTD</b>
Initial Claims (Excl. Liable)	1,136	47	1,662
Weeks Claimed (Excl. Liable)	392	372	1,944
Gross Amount of Payments (\$) <sup>4</sup>	49,464	41,546	195,054
EB Benefit Payments (\$)	40,539	33,871	159,929
EB Federal Additional Compensation (\$) <sup>3</sup>	8,925	7,675	35,125
Number Exhausting Benefits	0	0	1

Oregon HEB Trigger "ON" 02/15/2009.

For a list of states ON EB, visit:

[http://www.workforcesecurity.doleta.gov/unemploy/claims\\_arch.asp](http://www.workforcesecurity.doleta.gov/unemploy/claims_arch.asp)

<b>Misc Additional Benefits</b>			
Initial Claims (Excl. Liable)	2	2	23
Weeks Claimed (Excl. Liable)	21	26	429
Gross Amount of Payments (\$)	0	0	0
Number Exhausting Benefits	0	0	0

<b>TRADE ADJUSTMENT ACT</b>			
Training Plans	110	76	612
Initial Claims	216	317	2,043
Weeks Claimed	5	3	103
Gross Amount of TRA Payments (\$) <sup>4</sup>	1,683	1,032	34,569
TRA Benefit Payments (\$)	1,683	957	33,769
TRA Federal Additional Compensation (\$) <sup>3</sup>	0	75	800
Certifications	0	0	14
Gross Amount of TAA Payments (\$)	1,667	903	27,253

<b>WORKSHARE PROGRAM</b>			
Initial Claims	641	451	8,749
Weeks Claimed	6,482	6,699	65,123
Gross Amount of Payments (\$) <sup>4</sup>	741,450	757,109	6,407,108
WS Benefit Payments (\$)	600,275	615,434	5,636,683
WS Federal Additional Compensation (\$)	141,175	141,675	770,425

<b>TRAINING UI (TUI)</b>			
Applications Accepted	150	57	2,026
Approved	141	55	1,564
Weeks Claimed	1,605	1,604	18,820
Gross Amount of Payments (\$) <sup>4</sup>	612,941	452,081	7,080,634
TUI Benefit Payments (\$)	570,161	503,931	6,822,504
TUI Federal Additional Compensation (\$)	42,780	38,150	258,130

<b>SUD</b>			
Initial Claims	0	0	0
Weeks Claimed	0	0	0
Gross Amount of Payments (\$) <sup>4</sup>	0	0	0
SUD Benefit Payments (\$)	0	0	0
SUD Federal Additional Compensation (\$)	0	0	0

<sup>3</sup> Federal Additional Compensation program start 3/2/2009 - Adds and additional \$25 to all claims

<sup>4</sup> Includes FAC Payments

**UI Programs & Methods**

For current and historic UI reports, visit:

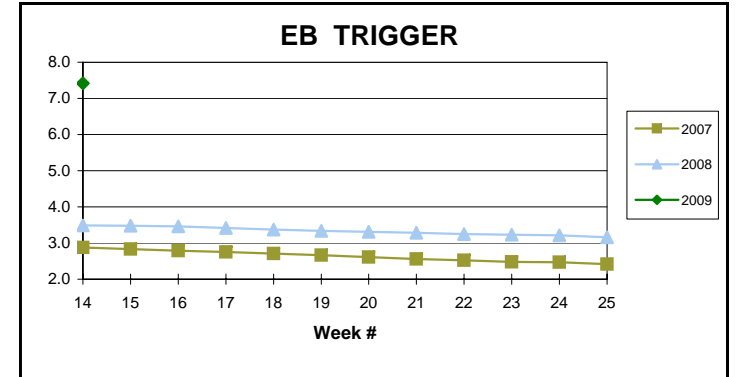
<http://www.oregon.gov/EMPLOY/BUDGET/UI/index.shtml>

(503) 947-1679

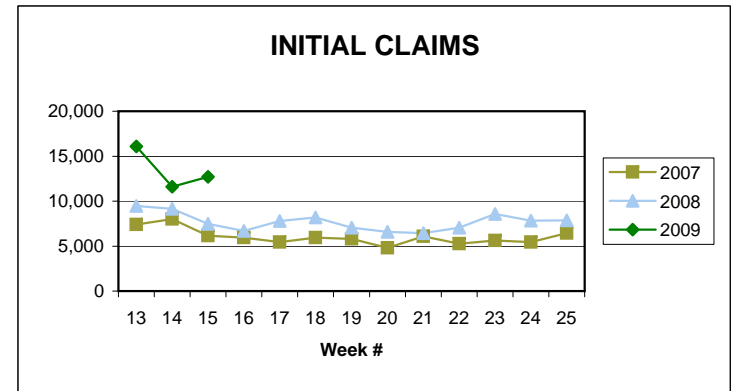
[janet.l.orton@state.or.us](mailto:janet.l.orton@state.or.us)

**Current Week Overview:**  
Week #: 15

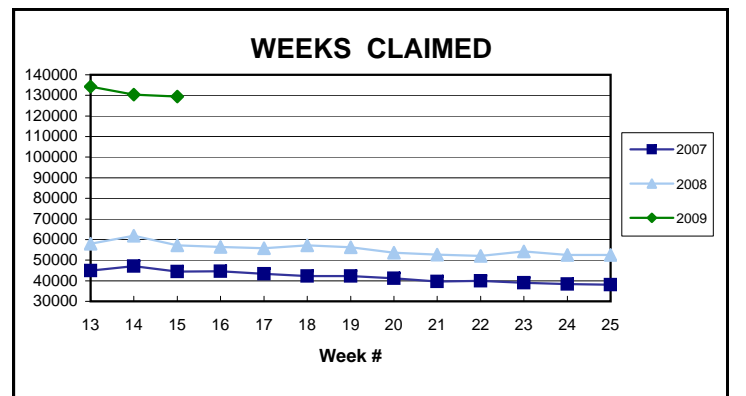
**EB Trigger:** 7.42



**Initial Claims:** 12,722



**Weeks Claimed:** 129,398



**Week # :** 15  
**Ending:** April 18, 2009

**This Week    Last Week    Cumulative**

	YTD		
		Mar 2009	Cumulative
<b>SELF EMPLOYMENT (SEA) MONTHLY<sup>5</sup></b>			
Referred		47	115
Enrolled		57	158
Completed		19	53
<b>Weeks Claimed</b>	<b>163</b>	<b>610</b>	<b>2,147</b>
<b>Gross Amount of Payments (\$) <sup>4</sup></b>	<b>72,222</b>	<b>253,833</b>	<b>886,732</b>
<b>SEA Benefit Payments (\$)</b>	<b>68,172</b>	<b>239,458</b>	<b>860,232</b>
<b>SEA Federal Additional Compensation (\$) <sup>3</sup></b>	<b>4,050</b>	<b>14,375</b>	<b>26,500</b>

<sup>5</sup> These are MONTHLY counts; data in **BOLD** is weekly.

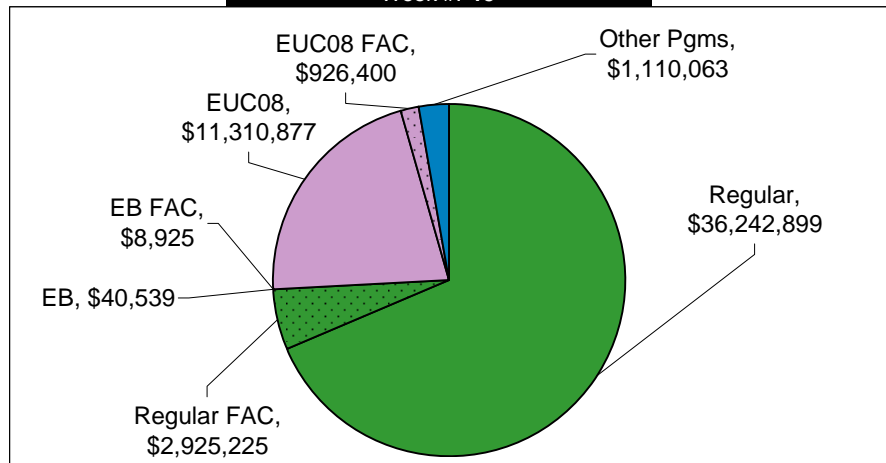
<b>DISASTER UNEMPLOYMENT ASSISTANCE (DUA)</b>			
Initial Claims	0	0	0
Weeks Claimed	0	0	0
<b>Gross Amount of Payments (\$) <sup>4</sup></b>	<b>0</b>	<b>0</b>	<b>0</b>
Insured	0	0	0
Self Employed	0	0	0
Number Exhausting Benefits	0	0	0

Announcement Date 12/12/2007

<b>EMERGENCY UNEMPLOYMENT COMPENSATION 08</b>			
Initial Claims (Excl. Liab)	2,306	2,151	30,595
Weeks Claimed (Excl. Liab)	39,702	39,509	509,136
Gross Amount of Payments (\$) <sup>4</sup>	12,237,277	12,237,277	155,614,530
EUC Benefit Payments (\$)	11,310,877	11,310,427	149,260,155
EUC Federal Additional Compensation (\$) <sup>3</sup>	926,400	926,850	6,354,375
Number Exhausting Tier 1 Benefits	862	715	19,887
Number Exhausting Tier 2 Benefits	123	145	7,361

EUC begins 07/06/2008

**Benefits Paid By Program**  
Week #: 15



<sup>3</sup> Federal Additional Compensation program start 3/2/2009 - Adds and additional \$25 to all claims

<sup>4</sup> Includes FAC Payments

UI Programs & Methods

For current and historic UI reports, visit:

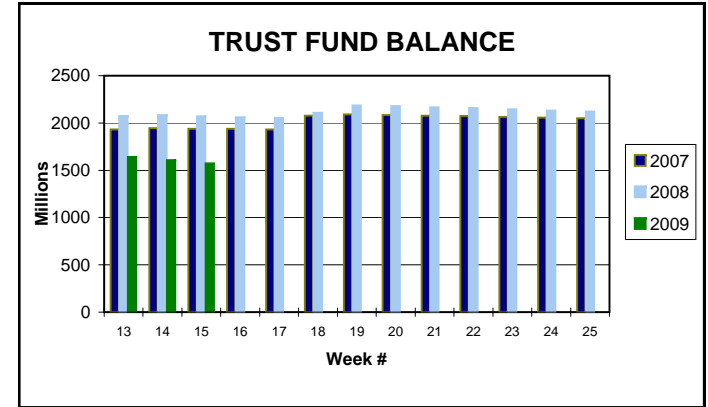
<http://www.oregon.gov/EMPLOY/BUDGET/UI/index.shtml>

(503) 947-1679

[janet.l.orton@state.or.us](mailto:janet.l.orton@state.or.us)

Current Week Overview:  
Week #: 15

Trust Fund Balance: \$ 1,573.42 (in millions)



Total Benefits Paid: \$52,884,828

