

UNEMPLOYMENT INSURANCE STATISTICS

State of Oregon
EMPLOYMENT DEPARTMENT

UI Programs & Methods

Janet Orton

(503) 947-1679

janet.l.orton@state.or.us

www.WorkingInOregon.org

LABOR FORCE DATA		This Month	Last Month	Last Year
		Mar 2009	Feb 2009	Mar 2008
Oregon Civilian Labor Force		1,994,676	1,986,029	1,936,279
Total Number Unemployed		256,404	232,568	115,629

UNEMPLOYMENT RATES (CIVILIAN) (%)		Labor Force & Rate Data: www.QualityInfo.org		
		This Month	Last Month	Last Year
Total Unemployment:	Oregon	12.9	11.7	6.0
	National	9.0	8.9	5.2
Seasonally Adjusted:	Oregon	12.1	10.7	5.5
	National	8.5	8.1	5.1

Week # :	16					This Month	Last Month	Last Year		
Ending:	April 25, 2009					Mar 2009	Feb 2009	Mar 2008		
		THIS WEEK		LAST WEEK		This Month	Last Month	Last Year		
		2009	2008	2009	2008	Mar 2009	Feb 2009	Mar 2008		
UNEMPLOYMENT RATES (%)										
Insured Unemployment: Oregon		7.56	3.29	7.64	3.33	7.16	7.43	3.30		
EB Trigger		7.50	3.49	7.42	3.51					
Adjusted Insured Unemployment		8.84	4.13	8.77	4.15					
National Average TUR ¹		10.90	5.50	10.90	5.50					
REGULAR CLAIMS (UI, UCFFE, UCX)								This Month	Last Month	Last Year
								Mar 2009	Feb 2009	Mar 2008
Initial Claims (Excl. Liable) ²		12,359	6,693	12,722	7,485	56,789	59,270	35,399		
Oregon - New		5,209	3,172	5,543	4,138	23,306	27,943	15,073		
Additional		6,626	3,268	6,702	3,119	31,658	29,412	19,294		
Interstate - Agent		524	253	477	228	1,825	1,915	1,032		
Interstate - Liable		340	170	328	202	1,327	1,260	705		
Weeks Claimed (Excl. Liable) ²		128,228	56,435	129,398	57,166	519,714	496,656	286,262		
Oregon		123,750	54,087	124,835	54,902	502,014	479,531	275,951		
Interstate - Agent		4,478	2,348	4,563	2,264	17,700	17,125	10,311		
Interstate - Liable		3,559	1,743	3,506	1,768	13,879	13,105	8,860		
New Combined Wage Claims		230	184	294	166	1,013	1,315	566		
Non-monetary Determinations & Redeter.		3,125	2,623	3,308	2,627	12,312	11,739	10,793		
PAYMENTS: REGULAR BENEFITS										
First Payments		5,133	3,334	6,882	2,314	23,014	27,465	13,468		
Checks Issued		125,249	53,181	125,720	53,726	505,926	477,199	273,303		
Gross Amount of Payments (\$) ^{2,4}		39,157,013	14,280,323	39,168,124	14,406,654	157,147,571	135,519,441	73,429,156		
Regular Benefit Payments (\$)		36,237,813	14,280,323	36,242,899	14,406,654	145,591,871	135,519,441	73,429,156		
Regular Federal Additional Compensation (\$) ³		2,919,200	0	2,925,225	0	11,555,700	0	0		
Average Check Amount (\$) ^{2,4}		312.63	268.52	311.55	268.15	310.61	283.99	268.67		
Number Exhausting Benefits		2,506	985	2,498	1,123	6,980	6,835	4,143		
TRUST FUND										
Balance (in Millions) (\$)		\$ 1,549.40	\$ 2,061.38	\$ 1,573.42	\$ 2,070.70	\$ 1,634.75	\$ 1,971.50	\$ 2,072.60		

¹ NTUR: Unemployment Compensation Amendment of 1992 specifies that a 2 month average NTUR be used to determine duration levels.

² Excludes WORKSHARE program

³ Federal Additional Compensation program start 3/2/2009 - Adds and additional \$25 to all claims

⁴ Includes FAC Payments

For current and historic UI reports, visit:

<http://www.oregon.gov/EMPLOY/BUDGET/UI/index.shtml>

Week # :	16
Ending:	April 25, 2009

	This Week	Last Week	Cumulative
EXTENDED BENEFITS (UI, UCFE, UCX)			YTD
Initial Claims (Excl. Liable)	718	1,136	2,380
Weeks Claimed (Excl. Liable)	1,589	392	3,533
Gross Amount of Payments (\$) ⁴	512,831	49,464	707,885
EB Benefit Payments (\$)	469,406	40,539	629,335
EB Federal Additional Compensation (\$) ³	43,425	8,925	78,550
Number Exhausting Benefits	0	0	1

Oregon HEB Trigger "ON" 02/15/2009.

For a list of states ON EB, visit:

http://www.workforcesecurity.doleta.gov/unemploy/claims_arch.asp

Misc Additional Benefits			
Initial Claims (Excl. Liable)	2	2	25
Weeks Claimed (Excl. Liable)	30	21	459
Gross Amount of Payments (\$)	0	0	0
Number Exhausting Benefits	0	0	0

TRADE ADJUSTMENT ACT			
Training Plans	56	110	668
Initial Claims	151	216	2,194
Weeks Claimed	224	5	327
Gross Amount of TRA Payments (\$) ⁴	56,994	1,683	91,563
TRA Benefit Payments (\$)	56,169	1,558	89,938
TRA Federal Additional Compensation (\$) ³	825	125	1,625
Certifications	0	0	14
Gross Amount of TAA Payments (\$)	2,904	1,667	27,762

WORKSHARE PROGRAM			
Initial Claims	388	641	9,137
Weeks Claimed	5,742	6,482	70,865
Gross Amount of Payments (\$) ⁴	654,490	741,450	7,061,598
WS Benefit Payments (\$)	528,990	600,275	6,165,673
WS Federal Additional Compensation (\$)	125,500	141,175	895,925

TRAINING UI (TUI)			
Applications Accepted	190	150	2,216
Approved	182	141	1,746
Weeks Claimed	1,717	1,605	20,537
Gross Amount of Payments (\$) ⁴	635,162	612,941	7,715,796
TUI Benefit Payments (\$)	590,637	570,161	7,413,141
TUI Federal Additional Compensation (\$)	44,525	42,780	302,655

SUD			
Initial Claims	1	0	3
Weeks Claimed	11	0	11
Gross Amount of Payments (\$) ⁴	5,434	0	5,434
SUD Benefit Payments (\$)	5,084	0	5,084
SUD Federal Additional Compensation (\$)	350	0	350

³ Federal Additional Compensation program start 3/2/2009 - Adds and additional \$25 to all claims

⁴ Includes FAC Payments

UI Programs & Methods

For current and historic UI reports, visit:

<http://www.oregon.gov/EMPLOY/BUDGET/UI/index.shtml>

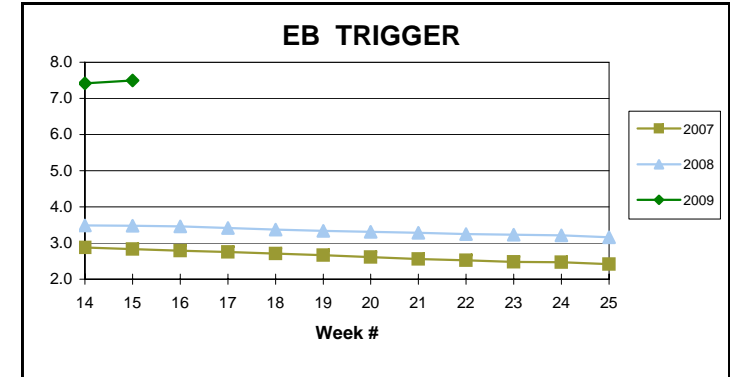
(503) 947-1679

janet.l.orton@state.or.us

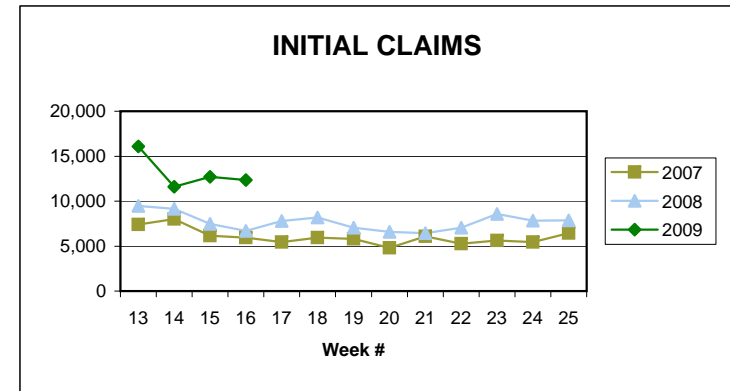
Current Week Overview:

Week #: 16

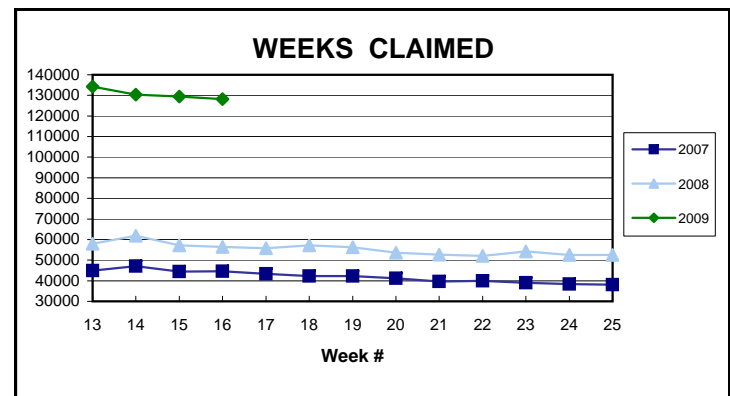
EB Trigger: 7.50



Initial Claims: 12,359



Weeks Claimed: 128,228



Week # : 16
Ending: April 25, 2009

This Week Last Week Cumulative

	YTD		
		Mar 2009	Cumulative
SELF EMPLOYMENT (SEA) MONTHLY⁵			
Referred		47	115
Enrolled		57	158
Completed		19	53
Weeks Claimed	165	610	2,312
Gross Amount of Payments (\$) ⁴	72,468	253,833	959,200
SEA Benefit Payments (\$)	68,368	239,458	928,600
SEA Federal Additional Compensation (\$) ³	4,100	14,375	30,600

⁵ These are MONTHLY counts; data in **BOLD** is weekly.

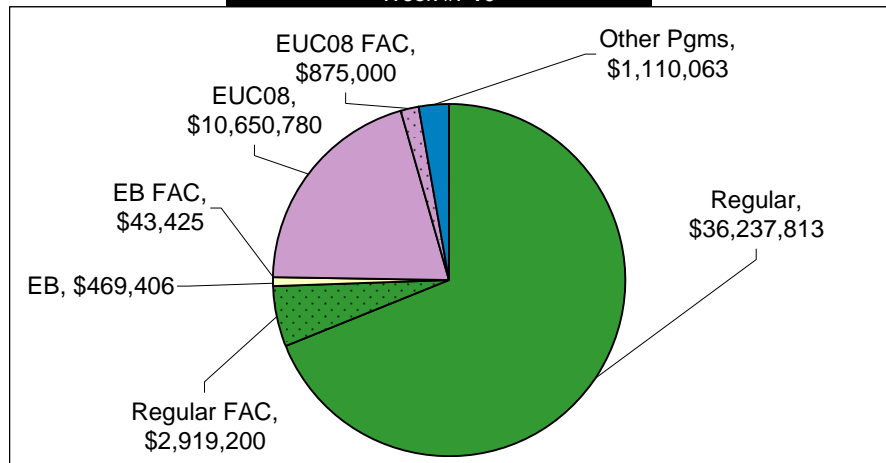
DISASTER UNEMPLOYMENT ASSISTANCE (DUA)			
Initial Claims	0	0	0
Weeks Claimed	0	0	0
Gross Amount of Payments (\$)	0	0	0
Insured	0	0	0
Self Employed	0	0	0
Number Exhausting Benefits	0	0	0

Announcement Date 12/12/2007

EMERGENCY UNEMPLOYMENT COMPENSATION 08			
Initial Claims (Excl. Liable)	2,369	2,306	32,964
Weeks Claimed (Excl. Liable)	36,007	39,702	545,143
Gross Amount of Payments (\$) ⁴	11,525,780	12,237,277	167,140,310
EUC Benefit Payments (\$)	10,650,780	11,310,877	159,910,935
EUC Federal Additional Compensation (\$) ³	875,000	926,400	7,229,375
Number Exhausting Tier 1 Benefits	830	862	19,924
Number Exhausting Tier 2 Benefits	1,045	123	7,441

EUC begins 07/06/2008

Benefits Paid By Program
Week #: 16



³ Federal Additional Compensation program start 3/2/2009 - Adds and additional \$25 to all claims

⁴ Includes FAC Payments

UI Programs & Methods

For current and historic UI reports, visit:

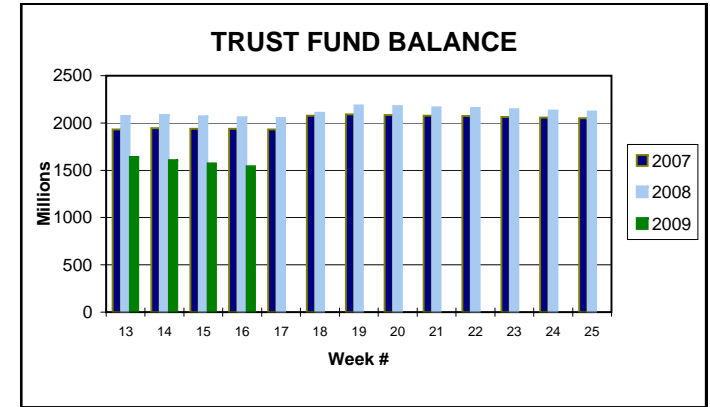
<http://www.oregon.gov/EMPLOY/BUDGET/UI/index.shtml>

(503) 947-1679

janet.l.orton@state.or.us

Current Week Overview:
Week #: 16

Trust Fund Balance: \$ 1,543.29 (in millions)



Total Benefits Paid: \$52,623,076

