

UNEMPLOYMENT INSURANCE STATISTICS

State of Oregon
EMPLOYMENT DEPARTMENT

UI Programs & Methods

Janet Orton

(503) 947-1679

janet.l.orton@state.or.us

www.WorkingInOregon.org

LABOR FORCE DATA		This Month	Last Month	Last Year
		Mar 2009	Feb 2009	Mar 2008
Oregon Civilian Labor Force		1,994,676	1,986,029	1,936,279
Total Number Unemployed		256,404	232,568	115,629

UNEMPLOYMENT RATES (CIVILIAN) (%)		Labor Force & Rate Data: www.QualityInfo.org		
		This Month	Last Month	Last Year
Total Unemployment:	Oregon	12.9	11.7	6.0
	National	9.0	8.9	5.2
Seasonally Adjusted:	Oregon	12.1	10.7	5.5
	National	8.5	8.1	5.1

Week # :	17					This Month	Last Month	Last Year		
Ending:	May 2, 2009	THIS WEEK		LAST WEEK		Apr 2009	Mar 2009	Apr 2008		
		2009	2008	2009	2008					
UNEMPLOYMENT RATES (%)								This Month	Last Month	Last Year
Insured Unemployment: Oregon		7.45	3.25	7.56	3.29	7.60	7.16	3.75		
EB Trigger		7.54	3.48	7.50	3.49					
Adjusted Insured Unemployment		9.11	4.12	8.84	4.13					
National Average TUR ¹		10.90	5.50	10.90	5.50					
REGULAR CLAIMS (UI, UCFFE, UCX)						Apr 2009	Mar 2009	Apr 2008		
Initial Claims (Excl. Liable) ²		11,356	7,799	12,359	6,693	52,770	56,789	33,704		
Oregon - New		4,450	3,494	5,209	3,172	22,815	23,306	16,474		
Additional		6,459	4,028	6,626	3,268	28,040	31,658	16,003		
Interstate - Agent		447	277	524	253	1,915	1,825	1,227		
Interstate - Liable		303	181	340	170	1,260	1,327	823		
Weeks Claimed (Excl. Liable) ²		126,153	55,768	128,228	56,435	522,222	519,714	234,919		
Oregon		121,545	53,604	123,750	54,087	504,167	502,014	224,808		
Interstate - Agent		4,608	2,164	4,478	2,348	18,055	17,700	10,111		
Interstate - Liable		3,524	1,731	3,559	1,743	14,126	13,879	7,160		
New Combined Wage Claims		236	144	230	184	940	1,013	697		
Non-monetary Determinations & Redeter.		3,300	2,741	3,125	2,623	11,589	12,312	11,759		
PAYMENTS: REGULAR BENEFITS										
First Payments		4,506	2,925	5,133	3,334	22,246	23,014	12,104		
Checks Issued		123,704	53,170	125,249	53,181	506,995	505,926	220,066		
Gross Amount of Payments (\$) ^{2,4}		38,448,070	14,248,964	39,157,013	14,280,323	158,335,959	157,147,571	59,575,154		
Regular Benefit Payments (\$)		35,581,995	14,248,964	36,237,813	14,280,323	146,539,459	145,591,871	59,575,154		
Regular Federal Additional Compensation (\$) ³		2,866,075	0	2,919,200	0	11,796,500	11,555,700	0		
Average Check Amount (\$) ^{2,4}		310.81	267.99	312.63	268.52	312.30	310.61	270.71		
Number Exhausting Benefits		2,726	2,741	2,506	985	9,444	6,980	4,192		
TRUST FUND										
Balance (in Millions) (\$)		\$ 1,531.12	\$ 2,054.49	\$ 1,543.29	\$ 2,061.38	\$ 1,525.48	\$ 1,634.75	\$ 2,052.69		

¹ NTUR: Unemployment Compensation Amendment of 1992 specifies that a 2 month average NTUR be used to determine duration levels.

² Excludes WORKSHARE program

³ Federal Additional Compensation program start 3/2/2009 - Adds and additional \$25 to all claims

⁴ Includes FAC Payments

For current and historic UI reports, visit:

<http://www.oregon.gov/EMPLOY/BUDGET/UI/index.shtml>

Week # :	17
Ending:	May 2, 2009

	This Week	Last Week	Cumulative
EXTENDED BENEFITS (UI, UCFE, UCX)			YTD
Initial Claims (Excl. Liable)	536	718	2,916
Weeks Claimed (Excl. Liable)	2,187	1,589	5,720
Gross Amount of Payments (\$) ⁴	698,055	512,831	1,405,940
EB Benefit Payments (\$)	640,080	469,406	1,269,415
EB Federal Additional Compensation (\$) ³	57,975	43,425	136,525
Number Exhausting Benefits	37	0	38

Oregon HEB Trigger "ON" 02/15/2009.

For a list of states ON EB, visit:

http://www.workforcesecurity.doleta.gov/unemploy/claims_arch.asp

Misc Additional Benefits			
Initial Claims (Excl. Liable)	0	2	25
Weeks Claimed (Excl. Liable)	16	30	475
Gross Amount of Payments (\$)	0	0	0
Number Exhausting Benefits	0	0	0

TRADE ADJUSTMENT ACT			
Training Plans	19	56	687
Initial Claims	204	151	2,398
Weeks Claimed	201	224	528
Gross Amount of TRA Payments (\$) ⁴	84,733	56,994	176,296
TRA Benefit Payments (\$)	79,683	56,169	169,621
TRA Federal Additional Compensation (\$) ³	5,050	825	6,675
Certifications	0	0	14
Gross Amount of TAA Payments (\$)	1,879	2,904	29,641

WORKSHARE PROGRAM			
Initial Claims	500	388	9,637
Weeks Claimed	6,281	5,742	77,146
Gross Amount of Payments (\$) ⁴	756,034	654,490	7,817,632
WS Benefit Payments (\$)	612,039	528,990	6,777,712
WS Federal Additional Compensation (\$)	143,995	125,500	1,039,920

TRAINING UI (TUI)			
Applications Accepted	253	190	2,469
Approved	231	182	1,977
Weeks Claimed	1,902	1,717	22,439
Gross Amount of Payments (\$) ⁴	697,379	635,162	8,413,175
TUI Benefit Payments (\$)	648,029	590,637	8,061,170
TUI Federal Additional Compensation (\$)	49,350	44,525	352,005

SUD			
Initial Claims	1	1	4
Weeks Claimed	16	11	27
Gross Amount of Payments (\$) ⁴	7,765	5,434	13,199
SUD Benefit Payments (\$)	7,290	5,084	12,374
SUD Federal Additional Compensation (\$)	475	350	825


³ Federal Additional Compensation program start 3/2/2009 - Adds and additional \$25 to all claims

⁴ Includes FAC Payments

UI Programs & Methods

For current and historic UI reports, visit:

<http://www.oregon.gov/EMPLOY/BUDGET/UI/index.shtml>

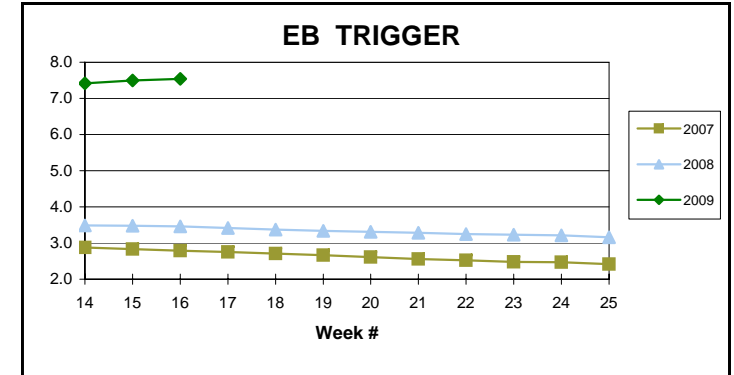
 (503) 947-1679

 janet.l.orton@state.or.us

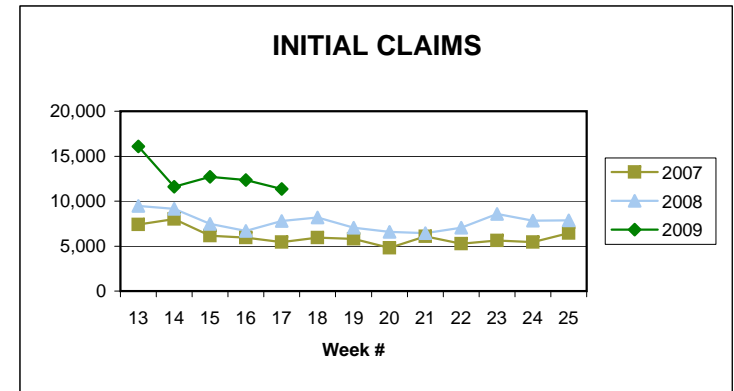
Current Week Overview:

Week #: 17

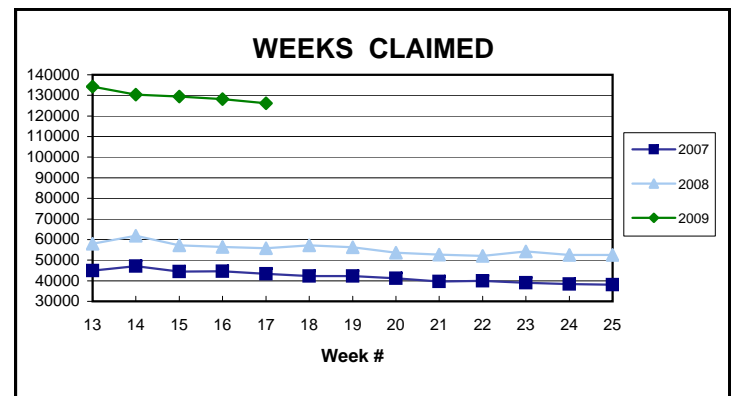
EB Trigger: 7.54



Initial Claims: 11,356



Weeks Claimed: 126,153



Week # :	17
Ending:	May 2, 2009

This Week Last Week Cumulative

YTD

SELF EMPLOYMENT (SEA) MONTHLY ⁵		Apr 2009	Cumulative
Referred		60	175
Enrolled		91	249
Completed		25	78
Weeks Claimed	162	654	2,474
Gross Amount of Payments (\$) ⁴	74,373	286,646	1,033,573
SEA Benefit Payments (\$)	70,198	270,421	998,798
SEA Federal Additional Compensation (\$) ³	4,175	16,225	34,775

⁵ These are MONTHLY counts; data in **BOLD** is weekly.

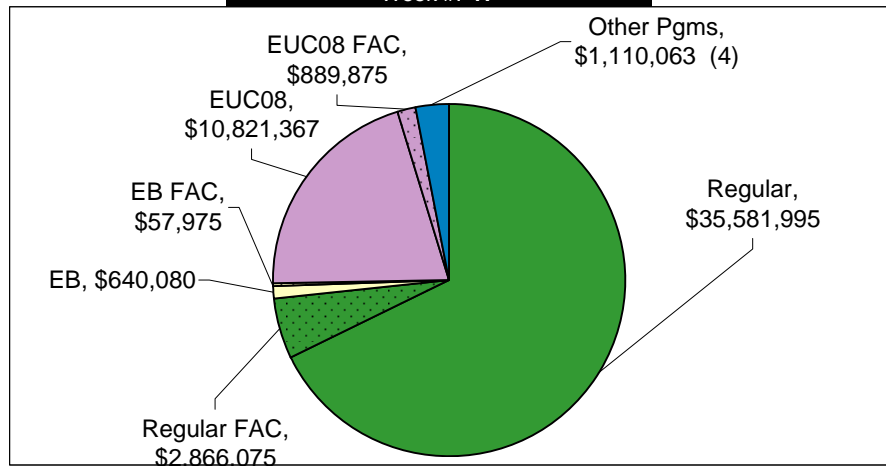
DISASTER UNEMPLOYMENT ASSISTANCE (DUA)			
Initial Claims	0	0	0
Weeks Claimed	0	0	0
Gross Amount of Payments (\$)	0	0	0
Insured	0	0	0
Self Employed	0	0	0
Number Exhausting Benefits	0	0	0

Announcement Date 12/12/2007

EMERGENCY UNEMPLOYMENT COMPENSATION 08			
Initial Claims (Excl. Liable)	2,865	2,369	35,829
Weeks Claimed (Excl. Liable)	36,213	36,007	581,356
Gross Amount of Payments (\$) ⁴	11,711,242	11,525,780	178,851,552
EUC Benefit Payments (\$)	10,821,367	10,650,780	170,732,302
EUC Federal Additional Compensation (\$) ³	889,875	875,000	8,119,250
Number Exhausting Tier 1 Benefits	852	830	20,776
Number Exhausting Tier 2 Benefits	736	1,045	8,177

EUC begins 07/06/2008

Benefits Paid By Program
Week #: 17



³ Federal Additional Compensation program start 3/2/2009 - Adds and additional \$25 to all claims

⁴ Includes FAC Payments

UI Programs & Methods

For current and historic UI reports, visit:

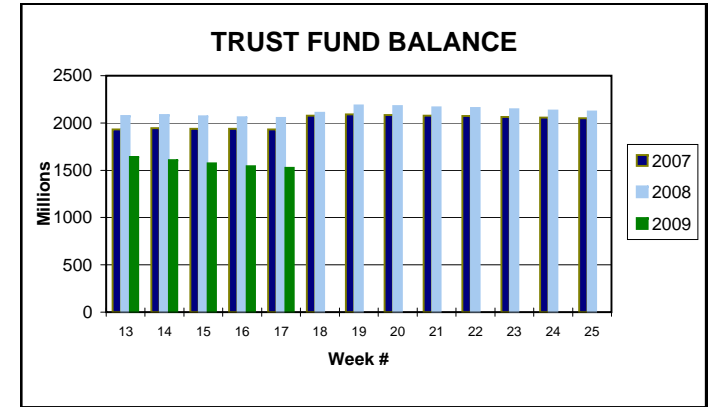
<http://www.oregon.gov/EMPLOY/BUDGET/UI/index.shtml>

(503) 947-1679

janet.l.orton@state.or.us

Current Week Overview:
Week #: 17

Trust Fund Balance: \$ 1,525.00 (in millions)



Total Benefits Paid: \$52,479,530

