

UNEMPLOYMENT INSURANCE STATISTICS

State of Oregon
EMPLOYMENT DEPARTMENT

UI Programs & Methods
Janet Orton

(503) 947-1679

janet.l.orton@state.or.us

www.WorkingInOregon.org

LABOR FORCE DATA		This Month	Last Month	Last Year
		Mar 2009	Feb 2009	Mar 2008
Oregon Civilian Labor Force		1,994,676	1,986,029	1,936,279
Total Number Unemployed		256,404	232,568	115,629

UNEMPLOYMENT RATES (CIVILIAN) (%)		Labor Force & Rate Data: www.QualityInfo.org		
		This Month	Last Month	Last Year
Total Unemployment:	Oregon	12.9	11.7	6.0
	National	9.0	8.9	5.2
Seasonally Adjusted:	Oregon	12.1	10.7	5.5
	National	8.5	8.1	5.1

Week # :	18
Ending:	May 9, 2009

	THIS WEEK		LAST WEEK		This Month	Last Month	Last Year
	2009	2008	2009	2008	Apr 2009	Mar 2009	Apr 2008
UNEMPLOYMENT RATES (%)							
Insured Unemployment: Oregon	7.37	3.34	7.45	3.25	7.60	7.16	3.75
EB Trigger	7.56	3.46	7.54	3.48			
Adjusted Insured Unemployment	9.13	4.10	9.11	4.12			
National Average TUR ¹	10.90	5.56	10.90	5.50			
REGULAR CLAIMS (UI, UCFFE, UCX)					Apr 2009	Mar 2009	Apr 2008
Initial Claims (Excl. Liable) ²	11,904	8,186	11,356	7,799	52,770	56,789	33,704
Oregon - New	4,441	3,576	4,450	3,494	22,815	23,306	16,474
Additional	7,028	4,361	6,459	4,028	28,040	31,658	16,003
Interstate - Agent	435	249	447	277	1,915	1,825	1,227
Interstate - Liable	305	175	303	181	1,260	1,327	823
Weeks Claimed (Excl. Liable) ²	124,841	57,231	126,153	55,768	522,222	519,714	234,919
Oregon	120,452	54,881	121,545	53,604	504,167	502,014	224,808
Interstate - Agent	4,389	2,350	4,608	2,164	18,055	17,700	10,111
Interstate - Liable	3,460	1,697	3,524	1,731	14,126	13,879	7,160
New Combined Wage Claims	200	162	236	144	940	1,013	697
Non-monetary Determinations & Redeter.	2,966	2,543	3,300	2,741	11,589	12,312	11,759
PAYMENTS: REGULAR BENEFITS							
First Payments	4,102	2,860	4,506	2,925	22,246	23,014	12,104
Checks Issued	121,651	54,648	123,704	53,170	506,995	505,926	220,066
Gross Amount of Payments (\$) ^{2,4}	38,044,669	14,677,605	38,448,070	14,248,964	158,335,959	157,147,571	59,575,154
Regular Benefit Payments (\$)	35,202,919	14,677,605	35,581,995	14,248,964	146,539,459	145,591,871	59,575,154
Regular Federal Additional Compensation (\$) ³	2,841,750	0	2,866,075	0	11,796,500	11,555,700	0
Average Check Amount (\$) ^{2,4}	312.74	268.58	310.81	267.99	312.30	310.61	270.71
Number Exhausting Benefits	2,671	998	2,726	2,741	9,444	6,980	4,192
TRUST FUND							
Balance (in Millions) (\$)	\$ 1,647.32	\$ 2,108.78	\$ 1,525.00	\$ 2,054.49	\$ 1,525.40	\$ 1,634.75	\$ 2,052.69

¹ NTUR: Unemployment Compensation Amendment of 1992 specifies that a 2 month average NTUR be used to determine duration levels.

² Excludes WORKSHARE program

³ Federal Additional Compensation program start 3/2/2009 - Adds and additional \$25 to all claims

⁴ Includes FAC Payments

For current and historic UI reports, visit:

<http://www.oregon.gov/EMPLOY/BUDGET/UI/index.shtml>

Week # :	18
Ending:	May 9, 2009

	This Week	Last Week	Cumulative
EXTENDED BENEFITS (UI, UCFE, UCX)			YTD
Initial Claims (Excl. Liable)	376	536	3,292
Weeks Claimed (Excl. Liable)	2,575	2,187	8,295
Gross Amount of Payments (\$) ⁴	815,625	698,055	2,221,565
EB Benefit Payments (\$)	748,650	640,080	2,018,065
EB Federal Additional Compensation (\$) ³	66,975	57,975	203,500
Number Exhausting Benefits	6	37	44

Oregon HEB Trigger "ON" 02/15/2009.

For a list of states ON EB, visit:

http://www.workforcesecurity.doleta.gov/unemploy/claims_arch.asp

Misc Additional Benefits			
Initial Claims (Excl. Liable)	0	0	25
Weeks Claimed (Excl. Liable)	19	16	494
Gross Amount of Payments (\$)	0	0	0
Number Exhausting Benefits	0	0	0

TRADE ADJUSTMENT ACT			
Training Plans	22	19	709
Initial Claims	107	204	2,505
Weeks Claimed	187	201	715
Gross Amount of TRA Payments (\$) ⁴	80,724	84,733	257,020
TRA Benefit Payments (\$)	75,824	79,683	245,445
TRA Federal Additional Compensation (\$) ³	4,900	5,050	11,575
Certifications	0	0	14
Gross Amount of TAA Payments (\$)	623	1,879	30,265

WORKSHARE PROGRAM			
Initial Claims	270	500	9,907
Weeks Claimed	4,847	6,281	81,993
Gross Amount of Payments (\$) ⁴	716,247	756,034	8,533,879
WS Benefit Payments (\$)	584,142	612,039	7,361,854
WS Federal Additional Compensation (\$)	132,105	143,995	1,172,025

TRAINING UI (TUI)			
Applications Accepted	218	253	2,469
Approved	198	231	1,977
Weeks Claimed	3,080	1,902	25,519
Gross Amount of Payments (\$) ⁴	740,101	697,379	9,153,276
TUI Benefit Payments (\$)	688,001	648,029	8,749,171
TUI Federal Additional Compensation (\$)	52,100	49,350	404,105

SUD			
Initial Claims	0	1	4
Weeks Claimed	16	16	43
Gross Amount of Payments (\$) ⁴	6,886	7,765	20,085
SUD Benefit Payments (\$)	6,411	7,290	18,785
SUD Federal Additional Compensation (\$)	475	475	1,300

³ Federal Additional Compensation program start 3/2/2009 - Adds and additional \$25 to all claims

⁴ Includes FAC Payments

UI Programs & Methods

For current and historic UI reports, visit:

<http://www.oregon.gov/EMPLOY/BUDGET/UI/index.shtml>

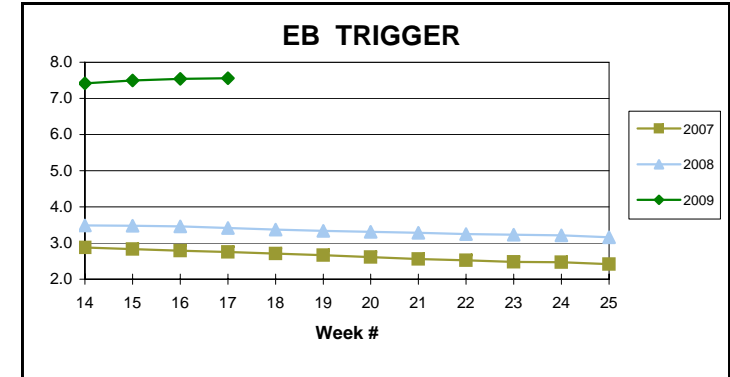
(503) 947-1679

janet.l.orton@state.or.us

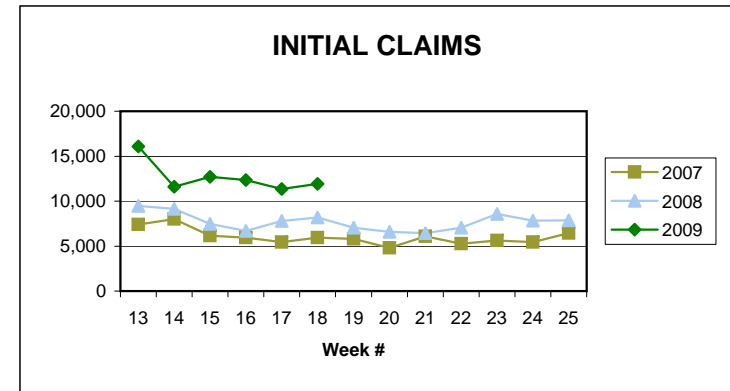
Current Week Overview:

Week #: 18

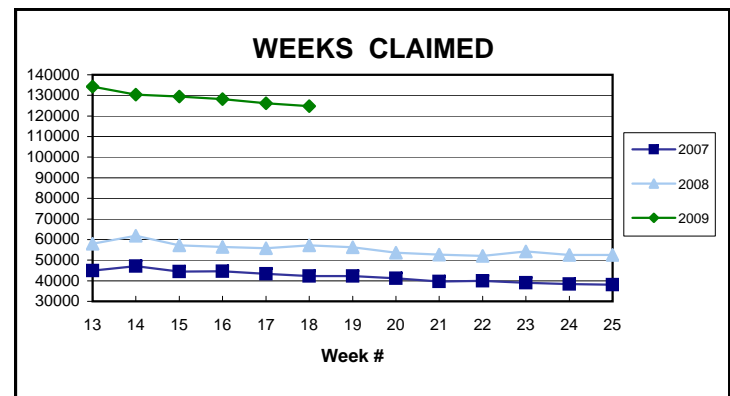
EB Trigger: 7.56



Initial Claims: 11,904



Weeks Claimed: 124,841



Week # :	18
Ending:	May 9, 2009

This Week Last Week Cumulative

YTD

SELF EMPLOYMENT (SEA) MONTHLY⁵		Apr 2009	Cumulative
Referred		60	175
Enrolled		91	249
Completed		25	78
Weeks Claimed	174	654	2,648
Gross Amount of Payments (\$) ⁴	73,491	286,646	1,107,064
SEA Benefit Payments (\$)	69,291	270,421	1,068,089
SEA Federal Additional Compensation (\$) ³	4,200	16,225	38,975

⁵ These are MONTHLY counts; data in **BOLD** is weekly.

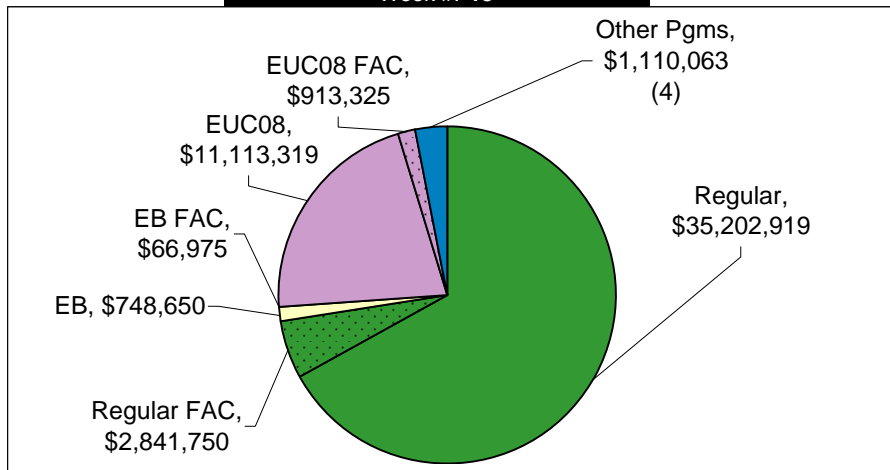
DISASTER UNEMPLOYMENT ASSISTANCE (DUA)			
Initial Claims	0	0	0
Weeks Claimed	0	0	0
Gross Amount of Payments (\$) ⁴	0	0	0
Insured	0	0	0
Self Employed	0	0	0
Number Exhausting Benefits	0	0	0

Announcement Date 12/12/2007

EMERGENCY UNEMPLOYMENT COMPENSATION 08			
Initial Claims (Excl. Liab)	2,517	2,865	38,346
Weeks Claimed (Excl. Liab)	37,577	36,213	618,933
Gross Amount of Payments (\$) ⁴	12,026,644	11,711,242	190,878,196
EUC Benefit Payments (\$)	11,113,319	10,821,367	181,845,621
EUC Federal Additional Compensation (\$) ³	913,325	889,875	9,032,575
Number Exhausting Tier 1 Benefits	741	852	21,517
Number Exhausting Tier 2 Benefits	607	736	8,784

EUC begins 07/06/2008

Benefits Paid By Program
Week #: 18



³ Federal Additional Compensation program start 3/2/2009 - Adds and additional \$25 to all claims

⁴ Includes FAC Payments

UI Programs & Methods

For current and historic UI reports, visit:

<http://www.oregon.gov/EMPLOY/BUDGET/UI/index.shtml>



(503) 947-1679

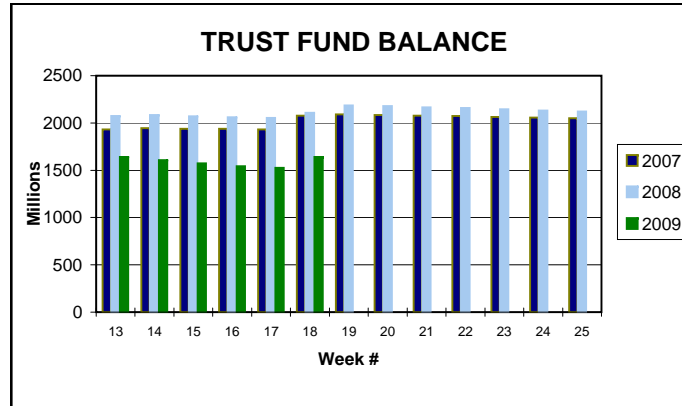


janet.l.orton@state.or.us

Current Week Overview:

Week #: 18

Trust Fund Balance: \$ 1,641.21 (in millions)



Total Benefits Paid: \$52,505,010

