

# UNEMPLOYMENT INSURANCE STATISTICS

State of Oregon  
EMPLOYMENT DEPARTMENT

UI Programs  
Janet Orton

(503) 947-1679

janet.l.orton@state.or.us

www.WorkingInOregon.org

LABOR FORCE DATA		This Month	Last Month	Last Year
		Apr 2009	Mar 2009	Apr 2008
Oregon Civilian Labor Force		1,999,933	1,991,769	1,938,890
Total Number Unemployed		242,550	252,155	101,964

UNEMPLOYMENT RATES (CIVILIAN) (%)		Labor Force & Rate Data: <a href="http://www.QualityInfo.org">www.QualityInfo.org</a>		
		This Month	Last Month	Last Year
Total Unemployment:	Oregon	12.1	12.7	5.3
	National	8.6	9.0	4.8
Seasonally Adjusted:	Oregon	12.0	11.9	5.6
	National	8.9	8.5	5.0

Week # :	19					This Month	Last Month	Last Year		
Ending:	May 16, 2009	THIS WEEK		LAST WEEK		Apr 2009	Mar 2009	Apr 2008		
		2009	2008	2009	2008	Apr 2009	Mar 2009	Apr 2008		
<b>UNEMPLOYMENT RATES (%)</b>								This Month	Last Month	Last Year
Insured Unemployment: Oregon		7.29	3.29	7.37	3.34	7.60	7.16	3.75		
EB Trigger		7.56	3.42	7.56	3.46					
Adjusted Insured Unemployment		9.13	4.11	9.13	4.10					
National Average TUR <sup>1</sup>		10.90	5.50	10.90	5.56					
<b>REGULAR CLAIMS (UI, UCFFE, UCX)</b>						Apr 2009	Mar 2009	Apr 2008		
<b>Initial Claims (Excl. Liable) <sup>2</sup></b>		<b>10,889</b>	<b>7,064</b>	<b>11,904</b>	<b>8,186</b>	<b>52,770</b>	<b>56,789</b>	<b>33,704</b>		
Oregon - New		3,610	3,368	4,441	3,576	22,815	23,306	16,474		
Additional		6,819	3,449	7,028	4,361	28,040	31,658	16,003		
Interstate - Agent		460	247	435	249	1,915	1,825	1,227		
Interstate - Liable		255	143	305	175	1,260	1,327	823		
<b>Weeks Claimed (Excl. Liable) <sup>2</sup></b>		<b>123,538</b>	<b>56,322</b>	<b>124,841</b>	<b>57,231</b>	<b>522,222</b>	<b>519,714</b>	<b>234,919</b>		
Oregon		118,890	54,085	120,452	54,881	504,167	502,014	224,808		
Interstate - Agent		4,648	2,237	4,389	2,350	18,055	17,700	10,111		
Interstate - Liable		3,511	1,638	3,460	1,697	14,126	13,879	7,160		
<b>New Combined Wage Claims</b>		<b>198</b>	<b>135</b>	<b>200</b>	<b>162</b>	<b>940</b>	<b>1,013</b>	<b>697</b>		
<b>Non-monetary Determinations &amp; Redeter.</b>		<b>3,534</b>	<b>2,631</b>	<b>2,966</b>	<b>2,543</b>	<b>11,589</b>	<b>12,312</b>	<b>11,759</b>		
<b>PAYMENTS: REGULAR BENEFITS</b>										
First Payments		4,269	3,073	4,102	2,860	22,246	23,014	12,104		
Checks Issued		121,373	53,431	121,651	54,648	506,995	505,926	220,066		
Gross Amount of Payments (\$) <sup>2,4</sup>		37,869,626	14,363,478	38,044,669	14,677,605	158,335,959	157,147,571	59,575,154		
Regular Benefit Payments (\$)		35,043,226	14,363,478	35,202,919	14,677,605	146,539,459	145,591,871	59,575,154		
Regular Federal Additional Compensation (\$) <sup>3</sup>		2,826,400	0	2,841,750	0	11,796,500	11,555,700	0		
Average Check Amount (\$) <sup>2,4</sup>		<b>312.01</b>	<b>268.82</b>	<b>312.74</b>	<b>268.58</b>	<b>312.30</b>	<b>310.61</b>	<b>270.71</b>		
Number Exhausting Benefits		3,091	1,092	2,671	998	9,444	6,980	4,192		
<b>TRUST FUND</b>										
Balance (in Millions) (\$)		\$ 1,610.65	\$ 2,186.41	\$ 1,641.21	\$ 2,108.78	\$ 1,525.40	\$ 1,634.75	\$ 2,052.69		

<sup>1</sup> NTUR: Unemployment Compensation Amendment of 1992 specifies that a 2 month average NTUR be used to determine duration levels.

<sup>2</sup> Excludes WORKSHARE program

<sup>3</sup> Federal Additional Compensation program start 3/2/2009 - Adds and additional \$25 to all claims

<sup>4</sup> Includes FAC Payments

For current and historic UI reports, visit:

<http://www.oregon.gov/EMPLOY/BUDGET/UI/index.shtml>

<b>Week # :</b>	<b>19</b>
<b>Ending:</b>	<b>May 16, 2009</b>

	<b>This Week</b>	<b>Last Week</b>	<b>Cumulative</b>
<b>EXTENDED BENEFITS (UI, UCFE, UCX)</b>			<b>YTD</b>
Initial Claims (Excl. Liable)	352	376	3,644
Weeks Claimed (Excl. Liable)	2,975	2,575	11,270
Gross Amount of Payments (\$) <sup>4</sup>	910,057	815,625	3,131,622
EB Benefit Payments (\$)	836,257	748,650	2,854,322
EB Federal Additional Compensation (\$) <sup>3</sup>	73,800	66,975	277,300
Number Exhausting Benefits	6	6	50

Oregon HEB Trigger "ON" 02/15/2009.

For a list of states ON EB, visit:

[http://www.workforcesecurity.doleta.gov/unemploy/claims\\_arch.asp](http://www.workforcesecurity.doleta.gov/unemploy/claims_arch.asp)

<b>Misc Additional Benefits</b>			
Initial Claims (Excl. Liable)	2	0	27
Weeks Claimed (Excl. Liable)	24	19	518
Gross Amount of Payments (\$)	0	0	0
Number Exhausting Benefits	0	0	0

<b>TRADE ADJUSTMENT ACT</b>			
Training Plans	23	22	732
Initial Claims	102	107	2,607
Weeks Claimed	173	187	888
Gross Amount of TRA Payments (\$) <sup>4</sup>	74,336	80,724	331,356
TRA Benefit Payments (\$)	69,786	75,824	315,231
TRA Federal Additional Compensation (\$) <sup>3</sup>	4,550	4,900	16,125
Certifications	1	0	15
Gross Amount of TAA Payments (\$)	3,013	623	33,277

<b>WORKSHARE PROGRAM</b>			
Initial Claims	431	270	10,338
Weeks Claimed	5,805	4,847	87,798
Gross Amount of Payments (\$) <sup>4</sup>	695,984	716,247	9,229,863
WS Benefit Payments (\$)	566,929	584,142	7,928,783
WS Federal Additional Compensation (\$)	129,055	132,105	1,301,080

<b>TRAINING UI (TUI)</b>			
Applications Accepted	123	218	
Approved	103	198	
Weeks Claimed	2,164	3,080	27,683
Gross Amount of Payments (\$) <sup>4</sup>	764,058	740,101	9,917,334
TUI Benefit Payments (\$)	710,108	688,001	9,459,279
TUI Federal Additional Compensation (\$)	53,950	52,100	458,055

<b>SUD</b>			
Initial Claims	1	0	5
Weeks Claimed	17	16	60
Gross Amount of Payments (\$) <sup>4</sup>	5,798	6,886	25,883
SUD Benefit Payments (\$)	5,348	6,411	24,133
SUD Federal Additional Compensation (\$)	450	475	1,750


<sup>3</sup> Federal Additional Compensation program start 3/2/2009 - Adds and additional \$25 to all claims

<sup>4</sup> Includes FAC Payments

**UI Programs & Methods**

For current and historic UI reports, visit:

<http://www.oregon.gov/EMPLOY/BUDGET/UI/index.shtml>

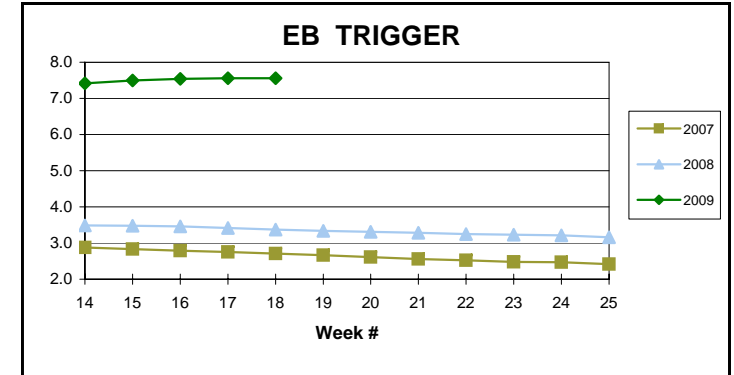
 (503) 947-1679

 [janet.l.orton@state.or.us](mailto:janet.l.orton@state.or.us)

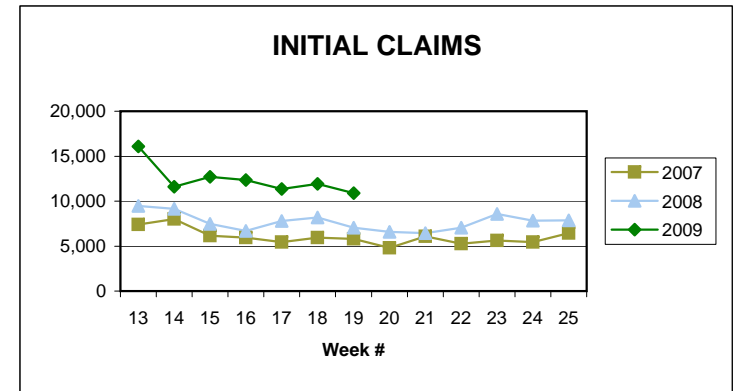
**Current Week Overview:**

Week #: 19

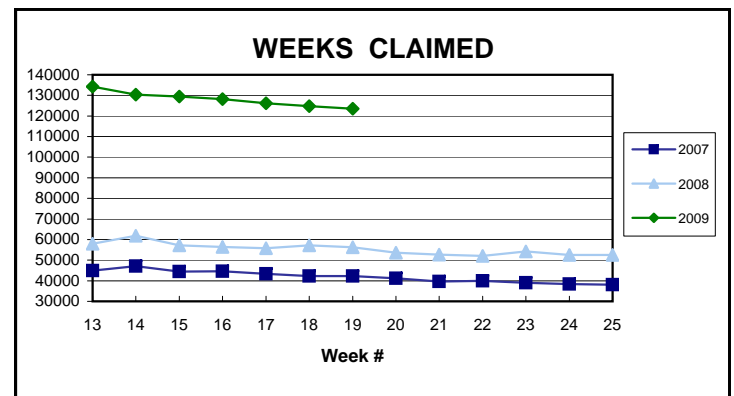
EB Trigger: 7.56



Initial Claims: 10,889



Weeks Claimed: 123,538



**Week # :** 19  
**Ending:** May 16, 2009

**This Week    Last Week    Cumulative**

	YTD		
		Apr 2009	Cumulative
<b>SELF EMPLOYMENT (SEA) MONTHLY<sup>5</sup></b>			
Referred		60	175
Enrolled		91	249
Completed		25	78
<b>Weeks Claimed</b>	<b>184</b>	654	<b>2,832</b>
<b>Gross Amount of Payments (\$) <sup>4</sup></b>	<b>81,361</b>	286,646	<b>1,188,425</b>
<b>SEA Benefit Payments (\$)</b>	<b>76,861</b>	270,421	<b>1,144,950</b>
<b>SEA Federal Additional Compensation (\$) <sup>3</sup></b>	<b>4,500</b>	16,225	<b>43,475</b>

<sup>5</sup> These are MONTHLY counts; data in **BOLD** is weekly.

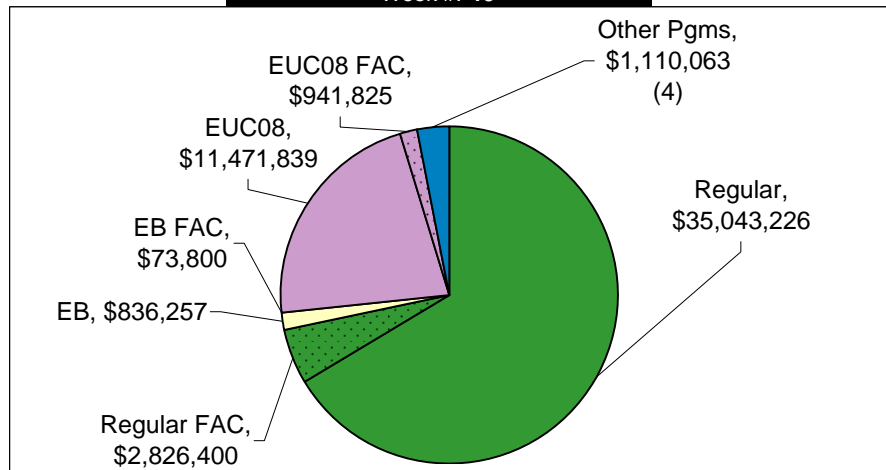
<b>DISASTER UNEMPLOYMENT ASSISTANCE (DUA)</b>			
Initial Claims	0	0	0
Weeks Claimed	0	0	0
<b>Gross Amount of Payments (\$)</b>	<b>0</b>	<b>0</b>	<b>0</b>
Insured	0	0	0
Self Employed	0	0	0
Number Exhausting Benefits	0	0	0

Announcement Date 12/12/2007

<b>EMERGENCY UNEMPLOYMENT COMPENSATION 08</b>			
Initial Claims (Excl. Liable)	2,917	2,517	41,263
Weeks Claimed (Excl. Liable)	38,260	37,577	657,193
Gross Amount of Payments (\$) <sup>4</sup>	12,413,664	12,026,644	203,291,860
EUC Benefit Payments (\$)	11,471,839	11,113,319	193,317,460
EUC Federal Additional Compensation (\$) <sup>3</sup>	941,825	913,325	9,974,400
Number Exhausting Tier 1 Benefits	757	741	22,274
Number Exhausting Tier 2 Benefits	675	607	9,459

EUC begins 07/06/2008

**Benefits Paid By Program**  
Week #: 19



<sup>3</sup> Federal Additional Compensation program start 3/2/2009 - Adds and additional \$25 to all claims

<sup>4</sup> Includes FAC Payments

UI Programs & Methods

For current and historic UI reports, visit:

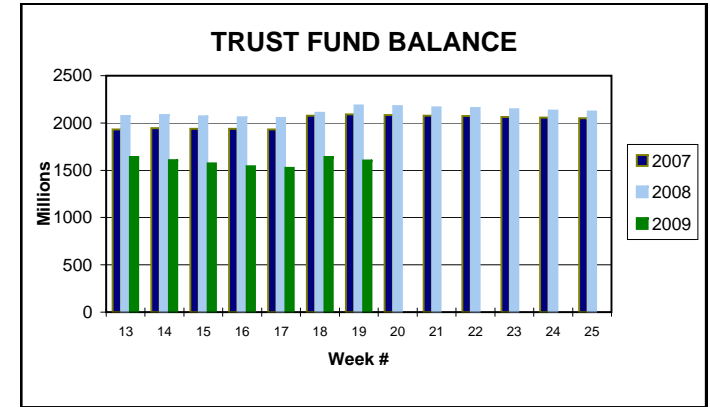
<http://www.oregon.gov/EMPLOY/BUDGET/UI/index.shtml>

(503) 947-1679

[janet.l.orton@state.or.us](mailto:janet.l.orton@state.or.us)

Current Week Overview:  
Week #: 19

Trust Fund Balance: \$ 1,604.54 (in millions)



Total Benefits Paid: \$52,817,897

